

# TIMELESS COMMITMENT

## TO GREEN BUILDING AND WATER EFFICIENT ECO-FRIENDLY PRODUCTS

Stern was founded in 1989 and is a worldwide leader in the sanitary market producing touch free faucets, automatic soap dispensers, flush valves and related accessories.

Our wide array of intuitive electronic products and technologies improve the user experience and provide installation enhancements in over 135 countries around the globe.

Stern manufactures and machines all of its products and components, combining style and innovation with an extensive product line for both commercial and residential installations.

Stern has production and handling facilities in Israel and the US that are equipped with advanced technology and machinery run by a talented team of over 300 employees.

Stern remains at the very forefront of world technology and design with eco-friendly products that minimize the use of water and energy with quality designs according to new market trends.



# WHAT'S INSIDE?



Touch free electronic hand sanitizer dispenser stands, pillars and stations



Deck mounted touch free lavatory faucets in minimalist, angled or robust designs



Wall mounted touch free faucets



Deck mounted touch free soap dispensers to be used with non-proprietary liquid or foam soap.



Wall mounted touch free soap dispensers to be matched with wall mounted faucets



Behind the mirror touch free faucets, soap dispensers and hand dryers with optional lockable cabinet.



Deck mounted or wall mounted hi-speed hand dryers in full brass or Stainless Steel AISI316



Touch free exposed or concealed flush valves for WC



Touch free exposed or concealed flush valves for Urinal



Iron mounting frame set for touch free faucets, soap dispensers and hand dryers



Electronically operated self-closing foot washers for heavy duty areas



Heavy-duty thermostatic mixing valves



# WHAT'S NEW?



### Csaba Faucet & Csaba Soap Dispenser

The newest additions to our touch free deck mounted series are breaking design barriers. Meet Csaba, our matching faucet and soap dispenser now available in a wide range of special finishes.

Pages 14, 51



### Csaba Soap Dispenser with Soap Level Indicator

This new and innovative addition to our popular touchless, automated Csaba line is powered by a 12V transformer and includes a 1.6 Gallon (6L) soap tank suitable for high traffic areas and a level sensor that provides reliable continuous level measurement of soap in the tank. The level indicator is situated in the body of the soap dispenser and shows green when soap tank is full, orange when soap level is low and red when a refill is needed. Other models available.

Page 53

**Underbasin TMV**

Our newest and upgraded version of our high quality thermostatic mixing valve, heavy-duty, solid brass and lead free, provides an innovative cost effective solution for safe water temperature delivery.

**Page 99**



**Ever & Tubular Hand Dryers**

Our selection of hi-speed hand dryers is now available in both deck mounted and wall mounted options and in full brass or Stainless Steel AISI316 material, also available in a variety of finishes.

**Page 83-84**



**WIPO | HAGUE**  
The International  
Design System  
Registered Design (DM) 208977

**Hand Sanitizer Stand**

Stern's touch free hand sanitizer dispenser stands are stand-alone, deck mounted units that are recommended for placement in supermarkets, banks, lobbies and any high traffic public areas. WIPO registered.

**Page 1-10**

# TOUCHLESS TRENDS TO COMBAT THE SPREAD OF GERMS AND VIRUSES



**HAND SANITIZER STAND**  
Touch free electronic hand sanitizer dispenser stand

4



**HAND SANITIZER PILLAR**  
Touch free electronic hand sanitizer dispenser pillar

6



**WALL MOUNTED SANITIZER STATION**

Touch free wall mounted or desktop electronic hand sanitizer station

8



**FUN**

**HAND SANITIZER STAND**  
Touch free electronic hand sanitizer stand for kindergartens and schools

10





**COOL TF FAUCET**  
Touch free electronic glass or bottle  
filler faucet  
29



**CSABA FAUCET & SOAP DISPENSER**  
Touch free electronic faucet  
and soap dispenser  
14, 51



**NOBLE 3032 FLUSH VALVE**  
Touch free electronic flush valve  
for water closet  
93



**UNDERBASIN MF CABINET**  
Cabinet for use with multifeed kit  
for touch free soap dispensers  
77

# INDEX

---



HAND SANITIZERS **1-10**



LAVATORY FAUCETS **11-30**



WALL MOUNTED FAUCETS **31-48**



SOAP DISPENSERS **49-80**



HAND DRYERS &  
BEHIND THE MIRROR **81-88**



URINALS & TOILETS **89-94**



ACCESSORIES **95-104**

# HAND SANITIZER STANDS

---

1-10



HAND SANITIZER **3-4**  
STAND



HAND SANITIZER **5-6**  
PILLAR



WALL MOUNTED **7-8**  
SANITIZER STATION



FUN HAND **9-10**  
SANITIZER STAND

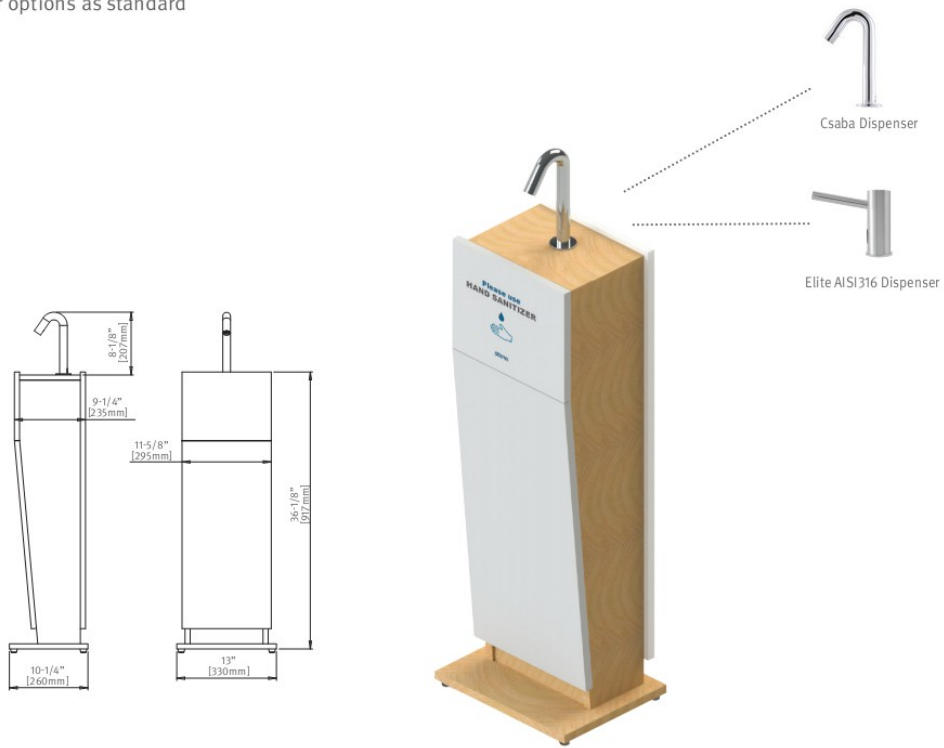


# TOUCH FREE HAND SANITIZER STAND

Stern’s touch free hand sanitizer dispenser stands are stand-alone units that are recommended for placement in supermarkets, banks, lobbies and any high traffic public areas.

## PRODUCT AT A GLANCE

- Infrared touchless hand sanitizer dispenser
- Powered by 6 x 1.5V D batteries or 12V transformer
- Peristaltic pump. Compatible with Ethanol, IPA Isopropyl Alcohol - Up to 80% and Alcolgel
- For use with any brand of hand sanitizer. Viscosity of up to 3800 cPs
- Refill sanitizer priming operation by manual refill button or optional remote control
- Optional remote control to select the dosage of hand sanitizer disinfectant
- Plywood HPL (High Pressure Laminate) cabinet
- 1.6 gallon (6L) tank
- Stand-alone
- Csaba chrome plated brass body
- Elite AISI316 Premium
- Lockable and both power options as standard
- Front door opening



Product	Power option	code
Touch Free Hand Sanitizer Stand 6L - Csaba	Batteries	281000CSC6B
Touch Free Hand Sanitizer Stand 6L - Csaba	Transformer	281000CSC6E
Touch Free Hand Sanitizer Stand 6L - Elite AISI316	Batteries	281000ELS6B
Touch Free Hand Sanitizer Stand 6L - Elite AISI316	Transformer	281000ELS6E

Accessories & Options		
Product	Ordering code	Description
Remote control	07100008	Included on selected models
Tray	03300048	For easy cleaning
Power source	DP	Both power options in one product
Lockable door	LD	For locations with risk of tampering. Available for 1.6 gallon (6L) models only.



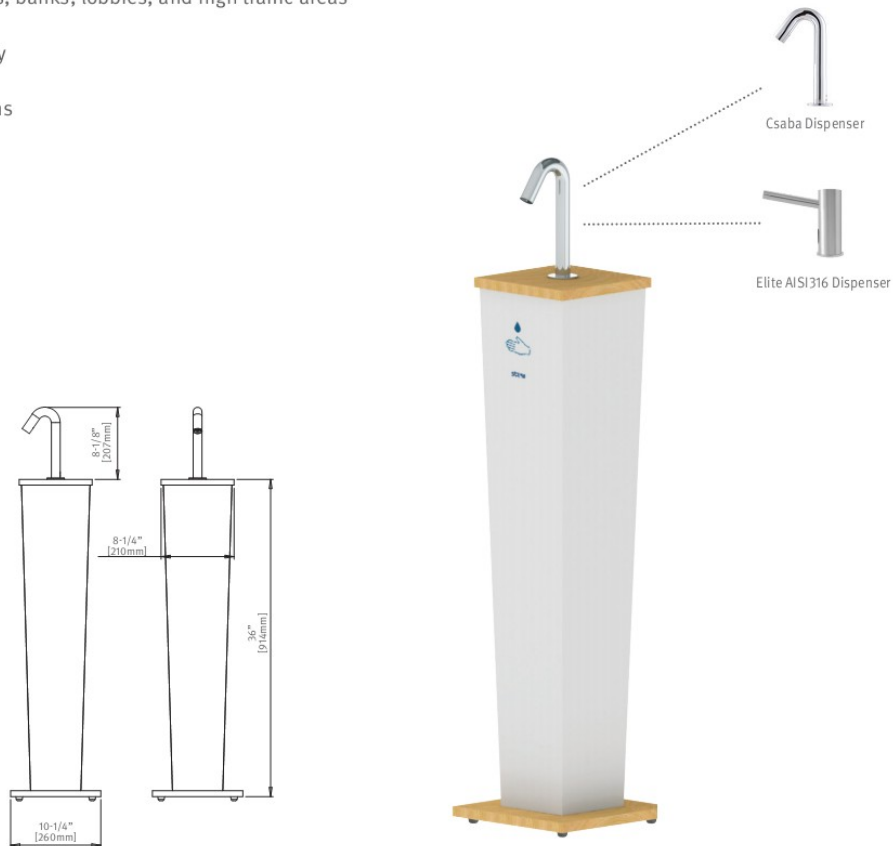


# TOUCH FREE HAND SANITIZER PILLAR

Stern's touch free hand sanitizer dispenser pillars are stand-alone units that are recommended for placement in supermarkets, banks, lobbies and any high traffic public areas.


## PRODUCT AT A GLANCE

- Infrared touchless hand sanitizer dispenser
- Powered by 6 x 1.5V D batteries or 12V transformer
- Peristaltic pump. Compatible with Ethanol, IPA Isopropyl Alcohol - Up to 80% and Alcogel
- For use with any brand of hand sanitizer. Viscosity of up to 3800 cPs
- Refill sanitizer priming operation by manual refill button or optional remote control
- Optional remote control to select the dosage of hand sanitizer disinfectant
- Plywood HPL (High Pressure Laminate) cabinet with level indicator window
- 33.8 FL OZ (1L) bottle
- Recommended for supermarkets, banks, lobbies, and high traffic areas
- Stand-alone
- Csaba chrome plated brass body
- Elite AISI316 Premium
- Lockable and both power options
- Back door opening



Product	Power option	code
TOUCH FREE HAND SANITIZER PILLAR 1L - CSABA	Batteries	281100CSCB
TOUCH FREE HAND SANITIZER PILLAR 1L - CSABA	Transformer	281100CSCE
TOUCH FREE HAND SANITIZER PILLAR 1L- ELITE AISI316	Batteries	281100ELSB
TOUCH FREE HAND SANITIZER PILLAR 1L- ELITE AISI316	Transformer	281100ELSE

Accessories & Options		
Product	Ordering code	Description
Remote control	07100008	Included on selected models
Power source	DP	Both power options in one product

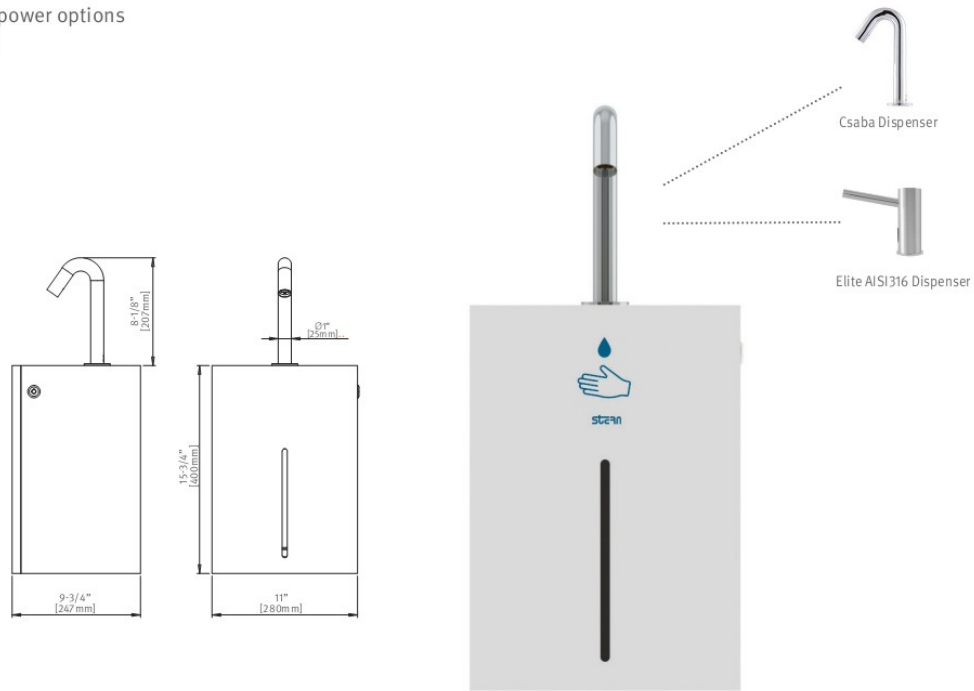


# TOUCH FREE WALL MOUNTED HAND SANITIZER STATION

Stern's touch free hand sanitizer stations have been designed for wall mounted or desktop installations recommended for placement in train stations, ticket areas, ATM areas, banks, lobbies, and high traffic areas.

## PRODUCT AT A GLANCE

- Infrared touchless hand sanitizer dispenser
- Powered by 6 x 1.5V D batteries or 12V transformer
- Peristaltic pump. Compatible with Ethanol, IPA Isopropyl Alcohol - Up to 80% and Alcolgel
- For use with any brand of hand sanitizer. Viscosity of up to 3800 cPs
- Refill sanitizer priming operation by manual refill button or optional remote control
- Optional remote control to select the dosage of hand sanitizer disinfectant
- Plywood HPL (High Pressure Laminate) cabinet with level indicator window
- WM Station 1.6 gallon (6L) tank
- For wall mounted or desktop installation
- Recommended for train stations, ATM machines ticket machines and office reception desks
- Csaba Chrome Plated Brass Body
- Elite AISI316 Premium
- Lockable and both power options
- Front door opening



Product	Power option	code
CSABA WM HAND SANITIZER STATION	Batteries	233200
CSABA WM HAND SANITIZER STATION	Transformer	
ELITE AISI316 WM HAND SANITIZER STATION	Batteries	236132
ELITE AISI316 WM HAND SANITIZER STATION	Transformer	

Accessories & Options		
Product	Ordering code	Description
Remote control	07100008	Included on selected models
Tray	03300048	For easy cleaning
Power source	DP	Both power options in one product



# FUN

## TOUCH FREE SANITIZER STAND

Stern's FUN touch free hand sanitizer stands provide K-12 schools with a safe and effective solution. Delivered in a choice of primary colors with soft, rounded edges specifically designed for preschool ages. A lockable cabinet and an on-off mechanism ensures that Stern FUN will not be used unsupervised.

### PRODUCT AT A GLANCE

- Infrared touchless hand sanitizer dispenser
- Powered by 6 x 1.5V D batteries or 12V transformer
- Peristaltic pump. Compatible with Ethanol, IPA Isopropyl Alcohol - Up to 80% and Alcolgel.
- For use with any brand of hand sanitizer. Viscosity of up to 3800 cPs
- Refill sanitizer priming operation by manual refill button or optional remote control
- Optional remote control to select the dosage of hand sanitizer disinfectant
- Plywood HPL (High Pressure Laminate) cabinet
- FUN 1.6 gallon (6L) tank
- Stand-alone
- Recommended for schools, kindergarten, early learning centers and kids play areas.
- On-Off mechanism and both power options as standard
- Front door opening
- Lockable front door opening



Product	Power option	code
CLASSIC - TOUCH FREE SANITIZER STAND FUN	Batteries	281200
CLASSIC - TOUCH FREE SANITIZER STAND FUN	Transformer	

Accessories & Options		
Product	Ordering code	Description
Remote control	07100008	Included on selected models
Power source	DP	Both power options in one product

# LAVATORY FAUCETS

---

11-30



CSABA SERIES 13-14



TRENDY SERIES 15-16



EXTREME LF SERIES 17



EXTREME SERIES 18-20



GREEN SERIES 21-22



CONDOR SERIES 23



SWAN SERIES 24



CLASSIC SERIES 25-26



EASY SERIES 27



DOLPHIN SERIES 28



COOL TF SERIES 29



COOL SERIES 30





# CSABA SERIES

**Electronic lavatory faucet operated by IR sensor.**  
 For cold or premixed water.  
 Activated by concealed IR sensor built into the spout.

**Advantages:**

- Drastically reduces water consumption
- No physical contact. Helps to protect users against cross contamination
- Minimalist design with an emotional appeal, perfectly balanced due to its tempting rounded edges and smooth transitions
- Sensor settings adjustable by remote control
- Easy installation
- Matching IR operated soap dispenser
- Now available in a wide range of special finishes.



WATER SAVING OPTIONS		
0.5 GPM	PCA Spray	Standard
1.0 GPM	PCA Spray	Optional
0.35 GPM	PCA Spray	Optional



PICTURE	PRODUCT NAME	MODEL FEATURES	POWER SUPPLY	CODE NUMBER	DRAWING
	CSABA B	Standard IP67 dual power input box that allows the faucet to be used with 9V battery or 9V transformer. Can be powered by a 9V transformer and an integrated back up system to be used with 9V lithium battery enabling the faucet to be used normally in case of power failure.	9V Battery	233000	
	CSABA E		9V Transformer	233010	

# TRENDY SERIES

**Electronic lavatory faucet operated by IR sensor.**

Series includes options for cold or premixed water as well as hot and cold water, long spout, tall versions for counter top sinks and ring illumination models.

**Advantages:**

- Drastically reduces water consumption
- No physical contact. Helps to protect users against cross contamination
- Sensor settings adjustable by remote control
- Easy installation
- Internal solenoid valve
- Matching IR operated soap dispenser



LEED RATING



LED COLORS



WATER SAVING OPTIONS		
0.5 GPM	PCA Spray	Standard
0.35 GPM	PCA Spray	Optional



PICTURE	PRODUCT NAME	MODEL FEATURES	POWER SUPPLY	CODE NUMBER	DRAWING
	TRENDY LB AB1953	Long spout 90mm	6 X 1.5V AA Batteries	239401	
	TRENDY LE AB1953		9V Transformer	239501	
	TRENDY 1000 LB AB1953	Mixer to adjust water temperature. Long spout 90mm	6 X 1.5V AA Batteries	239601	
	TRENDY 1000 LE AB1953		9V Transformer	239701	
	TRENDY PLUS B AB1953	Tall version for counter top wash basins	6 X 1.5V AA Batteries	239051	
	TRENDY PLUS E AB1953		9V Transformer	239151	
	TRENDY 1000 PLUS B AB1953	Tall version for counter top wash basins. Mixer to adjust water temperature	6 X 1.5V AA Batteries	239251	
	TRENDY 1000 PLUS E AB1953		9V Transformer	239351	
	TRENDY BRE	Permanent ring illumination. When a user places his hands within the sensor range, the ring of light blinks while water runs out of the faucet.	9V Transformer	239105	
	TRENDY 1000 BRE	Mixer to adjust water temperature Permanent ring illumination. When a user places his hands within the sensor range, the ring of light blinks while water runs out of the faucet.	9V Transformer	239305	

# EXTREME LF SERIES

Electronic lavatory faucet operated by IR sensor.  
 Lead free faucet for cold or premixed water with a concealed sensor integrated into the spout.

**Advantages:**

- Drastically reduces water consumption
- No physical contact. Helps to protect users against cross contamination
- Minimalist design with an emotional appeal, perfectly balanced due to its tempting rounded edges and smooth transitions
- Sensor settings adjustable by remote control
- Easy installation
- The stainless steel AISI316 version is especially valued for its anti-corrosion properties in coastal environments.
- Matching IR operated soap dispenser



LEED RATING

WATER SAVING OPTIONS		
1.0 GPM	Honeycomb TT	Standard
0.5 GPM	PCA Spray	Optional

PICTURE	PRODUCT NAME	MODEL FEATURES	POWER SUPPLY	CODE NUMBER	DRAWING
	EXTREME LFB	Lead free version with concealed sensor at the spout	6 X 1.5V AA Batteries	237820	
	EXTREME LFE		9V Transformer	237810	
	EXTREME LFB AISI316	Stainless steel AISI 316 body. Ideal for medical and coastal environments	6 X 1.5V AA Batteries	237821	
	EXTREME LFE AISI316		9V Transformer	237811	
	EXTREME 1000 LFB	Mixer to adjust water temperature	6 X 1.5V AA Batteries	237102	
	EXTREME 1000 LFE		9V Transformer	237003	
	EXTREME 1000 LFB AISI316	Mixer to adjust water temperature	6 X 1.5V AA Batteries	237103	
	EXTREME 1000 LFE AISI316		9V Transformer	237004	

# EXTREME SERIES

Electronic lavatory faucet operated by IR sensor.

Series includes options for cold or premixed water as well as hot and cold water, long spout and tall versions for counter top sinks.


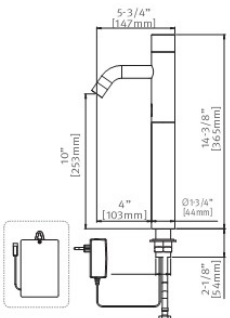

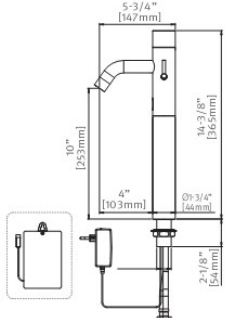

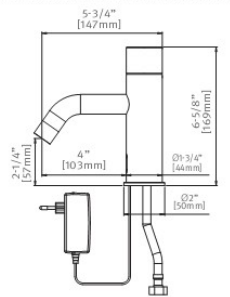

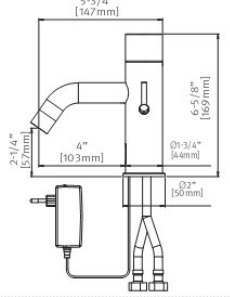

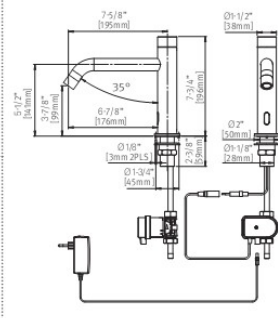
**Advantages:**

- Drastically reduces water consumption
- No physical contact. Helps to protect users against cross contamination
- Minimalist design with an emotional appeal, perfectly balanced due to its tempting rounded edges and smooth transitions
- Sensor settings adjustable by remote control
- Easy installation
- Internal solenoid valve
- Matching IR operated soap dispenser



WATER SAVING OPTIONS		
0.5 GPM	PCA Spray	Standard
0.35 GPM	PCA Spray	Optional

PICTURE	PRODUCT NAME	MODEL FEATURES	POWER SUPPLY	CODE NUMBER	DRAWING
	EXTREME B	Standard	6 X 1.5V AA Batteries	237200	
	EXTREME E		9V Transformer	237300	
	EXTREME 1000 B	Mixer to adjust water temperature	6 X 1.5V AA Batteries	237100	
	EXTREME 1000 E		9V Transformer	237000	

PICTURE	PRODUCT NAME	MODEL FEATURES	POWER SUPPLY	CODE NUMBER	DRAWING
	<b>EXTREME PLUS B</b>	Tall version for counter top wash basins	6 X 1.5V AA Batteries	237250	
	<b>EXTREME PLUS E</b>		9V Transformer	237350	
	<b>EXTREME 1000 PLUS B</b>	Tall version for counter top wash basins. Mixer to adjust water temperature	6 X 1.5V AA Batteries	237150	
	<b>EXTREME 1000 PLUS E</b>		9V Transformer	237050	
	<b>EXTREME BRE</b>	Standard Features a permanent ring illumination. When a user places his hands within the sensor range, the ring of light blinks while water runs out of the faucet.	9V Transformer	237305	
	<b>EXTREME 1000 BRE</b>	Mixer to adjust water temperature Features a permanent ring illumination. When a user places his hands within the sensor range, the ring of light blinks while water runs out of the faucet.	9V Transformer	237005	
	<b>EXTREME HLB LF</b>	Long spout 176mm. Body diameter Ø38. Dual power input box. When powered by a 9V transformer features an integrated backup system to be used with a 9V Lithium Battery, which enables the product to be used normally in case of a power failure. Lead Free versions	9V Battery	237340	
	<b>EXTREME HLE LF</b>		9V Transformer	237341	



EXTREME 1000 PLUS



EXTREME HLB LF

# GREEN SERIES

**Electronic lavatory faucet operated by IR sensor.**

Series includes options for cold or premixed water as well as hot and cold water. Includes ring illuminated versions (electricity operated only).

**Advantages:**


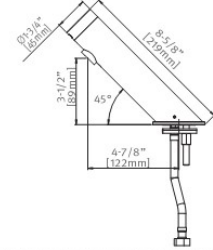

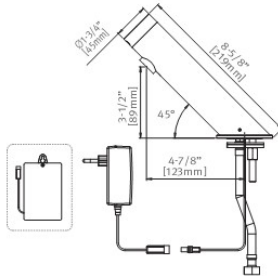

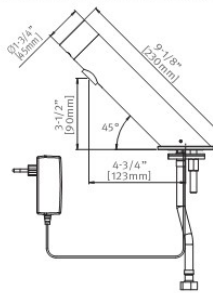

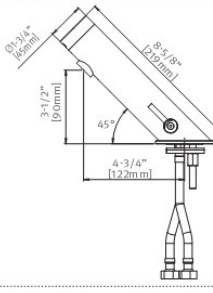

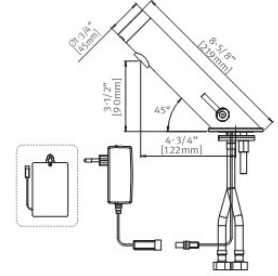

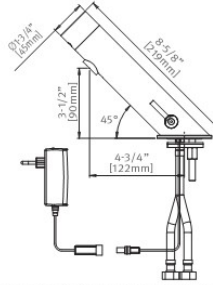
- Drastically reduces water consumption
- No physical contact. Helps to protect users against cross contamination
- Timeless design based on elementary forms
- Lead Free
- Versions with internal battery for theft prevention
- Sensor settings adjustable by remote control
- Easy installation
- Internal solenoid valve
- Matching IR operated soap dispenser



WATER SAVING OPTIONS		
0.5 GPM	PCA Spray	Standard
0.35 GPM	PCA Spray	Optional





PICTURE	PRODUCT NAME	MODEL FEATURES	POWER SUPPLY	CODE NUMBER	DRAWING
	<b>GREEN AB1953</b>	Internal Battery	9V Battery	225901	
	<b>GREEN B AB1953</b>	Standard	6 X 1.5V AA Batteries	225951	
	<b>GREEN E AB1953</b>		9V Transformer	225941	
	<b>GREEN BRE AB1953</b>	Ring Illumination Features a permanent ring illumination. When a user places his hands within the sensor range, the ring of light blinks while water runs out of the faucet.	9V Transformer	225921	
	<b>GREEN 1000 AB1953</b>	Mixer to adjust water temperature. Internal Battery	9V Battery	225801	
	<b>GREEN 1000 B AB1953</b>	Mixer to adjust water temperature	6 X 1.5V AA Batteries	225871	
	<b>GREEN 1000 E AB1953</b>		9V Transformer	225821	
	<b>GREEN 1000 BRE AB1953</b>	Mixer to adjust water temperature. Features a permanent ring illumination. When a user places his hands within the sensor range, the ring of light blinks while water runs out of the faucet.	9V Transformer	225891	

# CONDOR SERIES

Electronic lavatory faucet operated by IR sensor.  
 For cold or premixed water.  
 Integrated deck plate versions.

**Advantages:**

- Drastically reduces water consumption
- No physical contact. Helps to protect users against cross contamination
- Lead Free
- Versions with integrated panel to cover old installation holes
- Sensor settings adjustable by remote control
- Easy installation



LEED RATING



WATER SAVING OPTIONS		
0.5 GPM	PCA Spray	Standard
0.35 GPM	PCA Spray	Optional

PICTURE	PRODUCT NAME	MODEL FEATURES	POWER SUPPLY	CODE NUMBER	DRAWING
	CONDOR 1010	Standard	9V Battery	210100	
	CONDOR 1010 E	IP67 Dual power input box that allows the faucet to be used with a 9V battery or a 9V transformer. Condor 1010 can be also be powered by a 9V transformer and an integrated backup system to be used with a 9V Lithium battery, which enables the product to be used normally in case of a power failure.	9V Transformer	210300	
	CONDOR	Integrated panel	9V Battery	210000	
	CONDOR E	IP67 Dual power input box that allows the faucet to be used with a 9V battery or a 9V transformer. Condor can be also be powered by a 9V transformer and an integrated backup system to be used with a 9V Lithium battery, which enables the product to be used normally in case of a power failure.	9V Transformer	210200	

# SWAN SERIES

Electronic lavatory faucet operated by IR sensor.

Series includes options for cold or premixed water as well as hot and cold water.

**Advantages:**

- Drastically reduces water consumption
- No physical contact. Helps to protect users against cross contamination
- Lead free
- One piece construction, ideal for heavy duty areas
- Versions with internal battery for theft prevention
- Sensor settings adjustable by remote control
- Easy installation
- Internal solenoid valve



WATER SAVING OPTIONS		
0.5 GPM	PCA Spray	Standard
1.0 GPM	PCA Spray	Optional
1.5 GPM	PCA Spray	Optional
0.35 GPM	PCA Spray	Optional



PICTURE	PRODUCT NAME	MODEL FEATURES	POWER SUPPLY	CODE NUMBER	DRAWING
	SWAN 1010 AB1953	Internal Battery	9V Battery	250220	
	SWAN 1010 B AB1953	Standard	6 X 1.5V AA Batteries	250310	
	SWAN 1010 E AB1953		9V Transformer	250420	
	SWAN 1000 AB1953	Internal Battery	9V Battery	252210	
	SWAN 1000 B AB1953	Standard	6 X 1.5V AA Batteries	252310	
	SWAN 1000 E AB1953		9V Transformer	252420	

# CLASSIC SERIES

Electronic lavatory faucet operated by IR sensor.

Series includes options for cold or premixed water as well as hot and cold water.

**Advantages:**

- Drastically reduces water consumption
- No physical contact. Helps to protect users against cross contamination
- Robust, one piece construction, ideal for heavy duty areas
- Versions with internal battery for theft prevention
- Sensor settings adjustable by remote control
- Easy installation
- Matching IR operated soap dispenser



LEED RATING

WATER SAVING OPTIONS		
0.5 GPM	PCA Spray	Standard
0.35 GPM	PCA Spray	Optional
1.5 GPM	PCA Spray	Optional



25 LAVATORY FAUCETS

PICTURE	PRODUCT NAME	MODEL FEATURES	POWER SUPPLY	CODE NUMBER	DRAWING
	<p><b>CLASSIC CS B</b></p>	<p>Internal Battery Concealed sensor for optimal quicker response from the sensor</p>	<p>6 X 1.5V AA Batteries</p>	<p>293100</p>	
	<p><b>CLASSIC CS E</b></p>	<p>Internal Battery Concealed sensor for optimal quicker response from the sensor</p>	<p>9V Transformer</p>	<p>293200</p>	
	<p><b>CLASSIC 1000 AB1953</b></p>	<p>Internal Battery</p>	<p>9V Battery</p>	<p>292020</p>	
	<p><b>CLASSIC 1000 B AB1953</b></p>	<p>Standard</p>	<p>6 X 1.5V AA Batteries</p>	<p>292120</p>	
	<p><b>CLASSIC 1000 E AB1953</b></p>		<p>9V Transformer</p>	<p>292230</p>	

# EASY 1000 SERIES

Electronic lavatory faucet operated by IR sensor with mixer to adjust water temperature.

**Advantages:**

- Drastically reduces water consumption
- No physical contact. Helps to protect users against cross contamination
- One piece construction, ideal for heavy duty areas
- Sensor settings adjustable by remote control
- Easy installation
- Internal solenoid valve



LEED RATING

WATER SAVING OPTIONS		
0.5 GPM	PCA Spray	Standard
1.0 GPM	PCA Spray	Optional
1.5 GPM	PCA Spray	Optional
0.35 GPM	PCA Spray	Optional

PICTURE	PRODUCT NAME	MODEL FEATURES	POWER SUPPLY	CODE NUMBER	DRAWING
	EASY 1000 B	Mixer to adjust water temperature with technician's mixer option that allows removing the mixing handle so that the maintenance staff can adjust the water temperature without giving that possibility to the end user.	6 X 1.5V AA Batteries	246050	
	EASY 1000 E		9V Transformer	246060	

# DOLPHIN SERIES

Electronic lavatory faucet operated by IR sensor.

Series includes options for cold or premixed water as well as hot and cold water.

**Advantages:**

- Drastically reduces water consumption
- No physical contact. Helps to protect users against cross contamination
- Ideal for the healthcare sector.
- Sensor settings adjustable by remote control
- Easy installation



WATER SAVING OPTIONS		
0.5 GPM	PCA Spray	Standard
2.2 GPM	PCA Laminar	Optional



PICTURE	PRODUCT NAME	MODEL FEATURES	POWER SUPPLY	CODE NUMBER	DRAWING
	DOLPHIN 1000 FB	Mixer to adjust water temperature Internal solenoid	6 X 1.5V AA Batteries	270320	
	DOLPHIN 1000 FE		9V Transformer	270330	
	DOLPHIN GB	Gooseneck tall spout	6 X 1.5V AA Batteries	270120	
	DOLPHIN GE		9V Transformer	270220	
	DOLPHIN FB	Standard	6 X 1.5V AA Batteries	270170	
	DOLPHIN FE		9V Transformer	270180	

# COOL TF SERIES

Touch free electronic glass or bottle filler faucet activated by IR sensor

**Advantages:**

- Deck mounted touch free glass or bottle-filler
- For cold or premixed water
- Filter included
- Lead free waterways
- Retrofit installation compatibility
- Ideal for drinking fountains, bars, coolers and water stations
- Quickly and conveniently fill glasses or bottles with water



PICTURE	PRODUCT NAME	MODEL FEATURES	POWER SUPPLY	CODE NUMBER	DRAWING
	COOL TFB	Long reach spout	6 X 1.5V AA Batteries	280150	
	COOL TFE		9V Transformer	280140	
	COOL TF GB	Standard	6 X 1.5V AA Batteries	280160	
	COOL TF GE		9V Transformer	280170	



# COOL SERIES

Electronically operated self closing glass filler faucet operated by touch.  
Operated by a Piezo element integrated in the faucet body.

**Advantages:**

- Drastically reduces water consumption
- No moving parts, ideal for heavy duty areas
- Non hold open feature
- Lead free
- Easy touch activation to allow use by young children, elderly and disabled people
- Ideal for drinking fountains, coolers and water stations at the gym
- Stable and accurate water flow that can be changed on site to fill in a specific glass or bottle size
- Designed for bars, restaurants and commercial food service kitchens
- Easy installation



PICTURE	PRODUCT NAME	MODEL FEATURES	POWER SUPPLY	CODE NUMBER	DRAWING
	COOL B	Long reach spout	6 X 1.5V AA Batteries	280115	
	COOL E		9V Transformer	280110	
	COOL BRE	Long reach spout. Features a permanent ring illumination. When a user places his hands within the sensor range, the ring of light blinks while water runs out of the faucet.	9V Transformer	280100	
	COOL GB	Standard	6 X 1.5V AA Batteries	280125	
	COOL GE		9V Transformer	280130	
	COOL GBRE	Ring illumination Features a permanent ring illumination. When a user places his hands within the sensor range, the ring of light blinks while water runs out of the faucet.	9V Transformer	280120	

# WALL MOUNTED FAUCETS

---

31-48



D28 SERIES **33-34**



MALMO SERIES **35**



TUBULAR SERIES **36-37**



EXTREME CS SERIES **38**



QUADRAT SERIES **39-40**



APOLLO AL **41**



APOLLO FREE **42**



MEDICAL SERIES **43-44**



SOAP, WATER & AIR FRAME **45-46**



FOOT WASHFREE **47-48**

# D28 SERIES

Electronic wall mounted faucet operated by IR sensor.  
For cold or premixed water.

**Advantages:**

- Drastically reduces water consumption
- No physical contact. Helps to protect users against cross contamination
- Lead free
- Suits any washroom due to its minimalist design
- Sensor settings adjustable by remote control
- Easy installation
- Matching IR operated soap dispenser



WATER SAVING OPTIONS		
0.5 GPM	PCA Spray	Standard




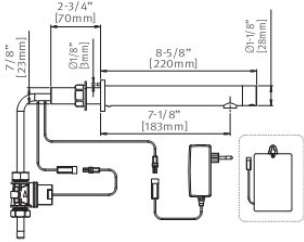

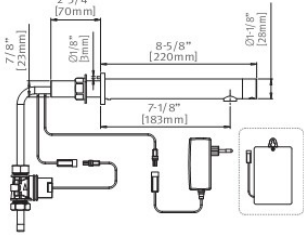

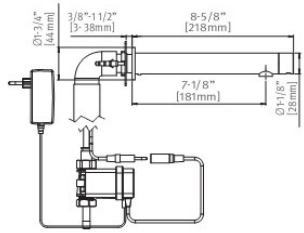

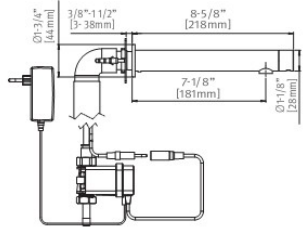
LEED RATING



IRON FRAME AVAILABLE



33 WALL MOUNTED FAUCETS

PICTURE	PRODUCT NAME	MODEL FEATURES	POWER SUPPLY	CODE NUMBER	DRAWING
	D28 B	<p>Concealed installation with open wall condition with full rear access such as a service chase.</p> <p>Iron frame available (see page 45)</p>	6 x 1.5 AA Batteries	352000	
	D28 E		9V Transformer	352100	
	D28 AISI316	<p>Stainless steel 316 body.</p> <p>Concealed installation with open wall condition with full rear access such as a service chase.</p> <p>Iron frame available (see page 45)</p>	9V Battery	352130	
	D28 E AISI316		9V Transformer	352120	
	D28 DUAL POWER B	<p>Concealed installation in hollow framed walls providing connection access below the sink.</p> <p>Dual power input box. When powered by a 9V transformer features an integrated backup system to be used with a 9V Lithium Battery, which enables the product to be used normally in case of a power failure.</p> <p>Iron frame available (see page 45)</p>	9V Battery	352300	
	D28 DUAL POWER E		9V Transformer	352400	
	D28 DPB AISI316	<p>Stainless steel 316 body.</p> <p>Concealed installation in hollow framed walls providing connection access below the sink.</p> <p>Dual power input box. When powered by a 9V transformer features an integrated backup system to be used with a 9V Lithium battery, which enables the product to be used normally in case of a power failure.</p> <p>Iron frame available (see page 45)</p>	9V Battery	352301	
	D28 DPE AISI316		9V Transformer	352401	

# MALMO SERIES

Electronic wall mounted faucet operated by IR sensor.  
Solenoid valve, sensor and battery are integrated in the spout.

Series includes options for cold or premixed water as well as hot and cold water.

**Advantages:**

- Drastically reduces water consumption
- No physical contact. Helps to protect users against cross contamination
- Since the sensor, solenoid and battery are inside the body, servicing can be done from the front
- Sensor settings adjustable by remote control
- Easy installation
- Internal solenoid valve
- Matching IR operated soap dispenser



LEED RATING

WATER SAVING OPTIONS		
0.5 GPM	PCA Spray	Standard
1.0 GPM	PCA Spray	Optional
1.5 GPM	PCA Spray	Optional
0.35 GPM	PCA Spray	Optional


PICTURE	PRODUCT NAME	MODEL FEATURES	POWER SUPPLY	CODE NUMBER	DRAWING
	MALMO	Concealed installation with open wall condition with full rear access such as a service chase.	9V Battery	225865	
	MALMO 1000	Concealed installation with open wall condition with full rear access such as a service chase. Mixer to adjust water temperature	9V Battery	225860	

# TUBULAR SERIES

Electronic wall mounted faucet operated by IR sensor.  
 Series includes options for cold or premixed water as well as hot and cold water, long spout and various installation options.

**Advantages:**

- Drastically reduces water consumption
- No physical contact. Helps to protect users against cross contamination
- Suits any washroom due to its minimalist design
- Sensor settings adjustable by remote control
- Easy installation
- Matching IR operated soap dispenser



LEED RATING


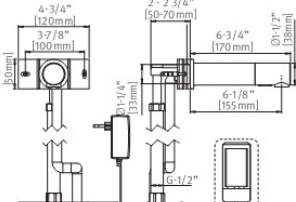
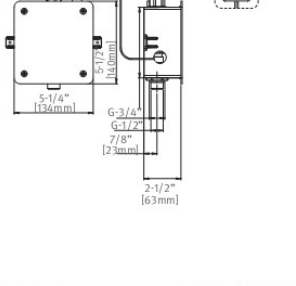

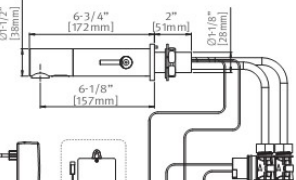
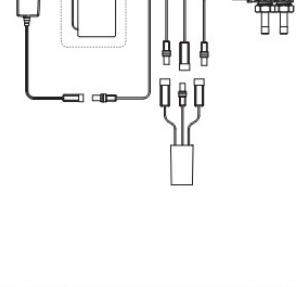

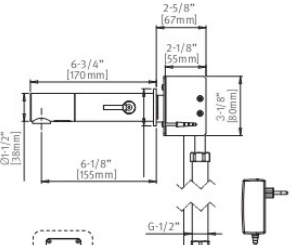
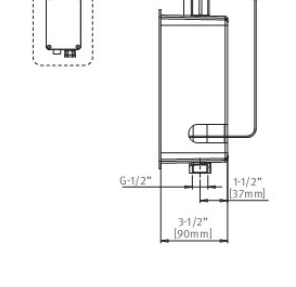


IRON FRAME AVAILABLE



WATER SAVING OPTIONS		
0.5 GPM	PCA Spray	Standard
1.0 GPM	PCA Spray	Optional
1.5 GPM	PCA Spray	Optional
0.35 GPM	PCA Spray	Optional

PICTURE	PRODUCT NAME	MODEL FEATURES	POWER SUPPLY	CODE NUMBER	DRAWING
	TUBULAR B	Concealed installation with open wall condition with full rear access such as a service chase.	6 x 1.5 AA Batteries	350200	
	TUBULAR E		9V Transformer	350100	
	TUBULAR B AISI316	Stainless steel 316 body. Concealed installation with open wall condition with full rear access such as a service chase.	6 x 1.5 AA Batteries	350208	
	TUBULAR E AISI316		9V Transformer	350109	

PICTURE	PRODUCT NAME	MODEL FEATURES	POWER SUPPLY	CODE NUMBER	DRAWING
	TUBULAR 2030 B	Concealed installation in hollow framed walls providing connection access below the sink.	9V Battery	350300	
	TUBULAR 2030 E		9V Transformer	350400	
	TUBULAR 1000 B AB1953	Concealed installation with open wall condition with full rear access such as a service chase.	6 x 1.5 AA Batteries	350805	
	TUBULAR 1000 E AB1953		9V Transformer	350855	
	TUBULAR 1000 B BOX AB1953	Concealed installation in hollow framed walls providing connection access below the sink.	9V Battery	350905	
	TUBULAR 1000 E BOX AB1953		9V Transformer	350955	



# EXTREME CS SERIES

Electronic wall mounted faucet operated by IR concealed sensor integrated into the spout.

For cold or premixed water.

**Advantages:**

- Drastically reduces water consumption
- No physical contact. Helps to protect users against cross contamination
- Sensor settings adjustable by remote control
- Easy installation
- Matching IR operated soap dispenser



LEED RATING



WATER SAVING OPTIONS		
0.5 GPM	PCA Spray	Standard
1.0 GPM	PCA Spray	Optional
0.35 GPM	PCA Spray	Optional

PICTURE	PRODUCT NAME	MODEL FEATURES	POWER SUPPLY	CODE NUMBER	DRAWING
	EXTREME CS DPB			237802	
	EXTREME CS DPB AISI316	Concealed installation in hollow framed walls providing connection access below the sink. IP67 Dual power input box that allows the faucet to be used with a 9V battery or a 9V transformer.	9V Battery	237802-316	
	EXTREME CS DPE	Dual power input box used as an integrated backup system with a 9V Lithium battery, for continued use in case of power failure.		237803	
	EXTREME CS DPE AISI316		9V Transformer	237803-316	

# QUADRAT SERIES

Electronic wall mounted faucet operated by IR sensor.

Series includes options for cold or premixed water, long spout models and various installation options.

**Advantages:**

- Drastically reduces water consumption
- No physical contact. Helps to protect users against cross contamination
- Unique square design
- Sensor settings adjustable by remote control
- Easy installation
- Matching IR operated soap dispenser



LEED RATING



IRON FRAME AVAILABLE




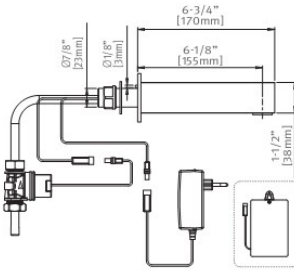

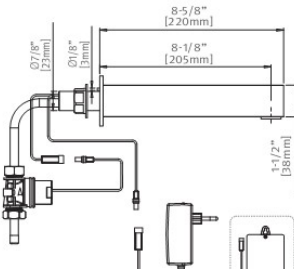

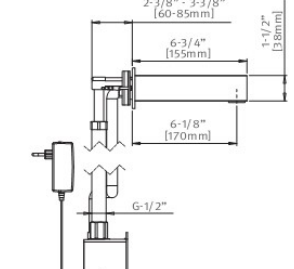

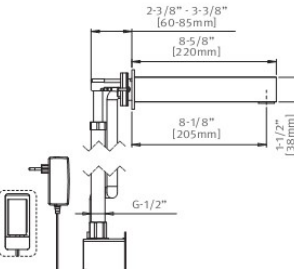
NSF

Certified to NSF/ANSI 372



WATER SAVING OPTIONS		
0.5 GPM	PCA Spray	Standard
0.35 GPM	PCA Spray	Optional



PICTURE	PRODUCT NAME	MODEL FEATURES	POWER SUPPLY	CODE NUMBER	DRAWING
	QUADRAT B AB1953	Concealed installation with open wall condition with full rear access such as a service chase.	6 x 1.5 AA Batteries	351110	
	QUADRAT E AB1953		9V Transformer	351210	
	QUADRAT LB AB1953	Concealed installation with open wall condition with full rear access such as a service chase. Long spout 220 mm	6 x 1.5 AA Batteries	351115	
	QUADRAT LE AB1953		9V Transformer	351215	
	QUADRAT 2030 B AB1953	Concealed installation in hollow framed walls providing connection access below the sink.	9V Battery	351315	
	QUADRAT 2030 E AB1953		9V Transformer	351415	
	QUADRAT 2030 LB AB1953	Concealed installation in hollow framed walls providing connection access below the sink. Long spout 220 mm	9V Battery	351325	
	QUADRAT 2030 LE AB1953		9V Transformer	351425	

# APOLLO AL SERIES


Electronic wall mounted faucet operated by IR sensor.

For cold or premixed water.

Includes options for wave or prox operation, and accessories for brick wall installation.

**Advantages:**

- Drastically reduces water consumption
- No physical contact. Helps to protect users against cross contamination
- Concealed installation.
- Sensor settings adjustable by remote control
- Easy installation



WATER SAVING OPTIONS		
0.5 GPM	PCA Spray	Standard
0.35 GPM	PCA Spray	Optional

PICTURE	PRODUCT NAME	MODEL FEATURES	POWER SUPPLY	CODE NUMBER	DRAWING
	APOLLO ALB	<p>Concealed installation with open wall condition with full rear access such as a service chase.</p> <p>Default Wave activation: Once the users place their hands at a close proximity to the sensor.</p> <p>Water will shut off if the users place their hands at a close proximity to the sensor again or once a factory set flow time of 8 seconds will pass. The flow time is adjustable on site by remote control.</p> <p>Optional Prox activation: Automatic activation when the users bring their hands within the sensor range, and stops when the users remove their hands.</p>	6 X 1.5V AA Batteries	340600	
	APOLLO ALE		9V Transformer	340700	

# APOLLO FREE SERIES

Electronic wall mounted faucet operated by IR sensor.  
 Powered by an internal 9V battery. For cold or premixed water.

**Advantages:**


- Drastically reduces water consumption
- No physical contact. Helps to protect users against cross contamination
- Since the sensor, solenoid and battery are inside the body, servicing is extremely easy
- Ideal for retrofit projects
- Sensor settings adjustable by remote control
- Easy installation



LEED RATING



WATER SAVING OPTIONS		
0.5 GPM	PCA Spray	Standard
0.35 GPM	PCA Spray	Optional

PICTURE	PRODUCT NAME	MODEL FEATURES	POWER SUPPLY	CODE NUMBER	DRAWING
	APOLLO FREE	Exposed installation	9V Battery	340100	

# MEDICAL SERIES

Electronic wall mounted faucet operated by IR sensor.


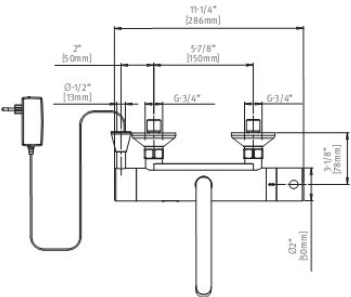


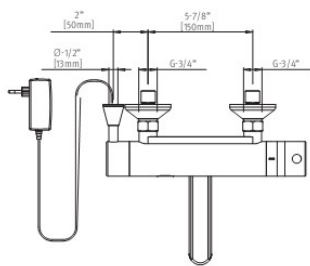

Features an integrated thermostatic mixer to prevent scalding operation and temperature control.

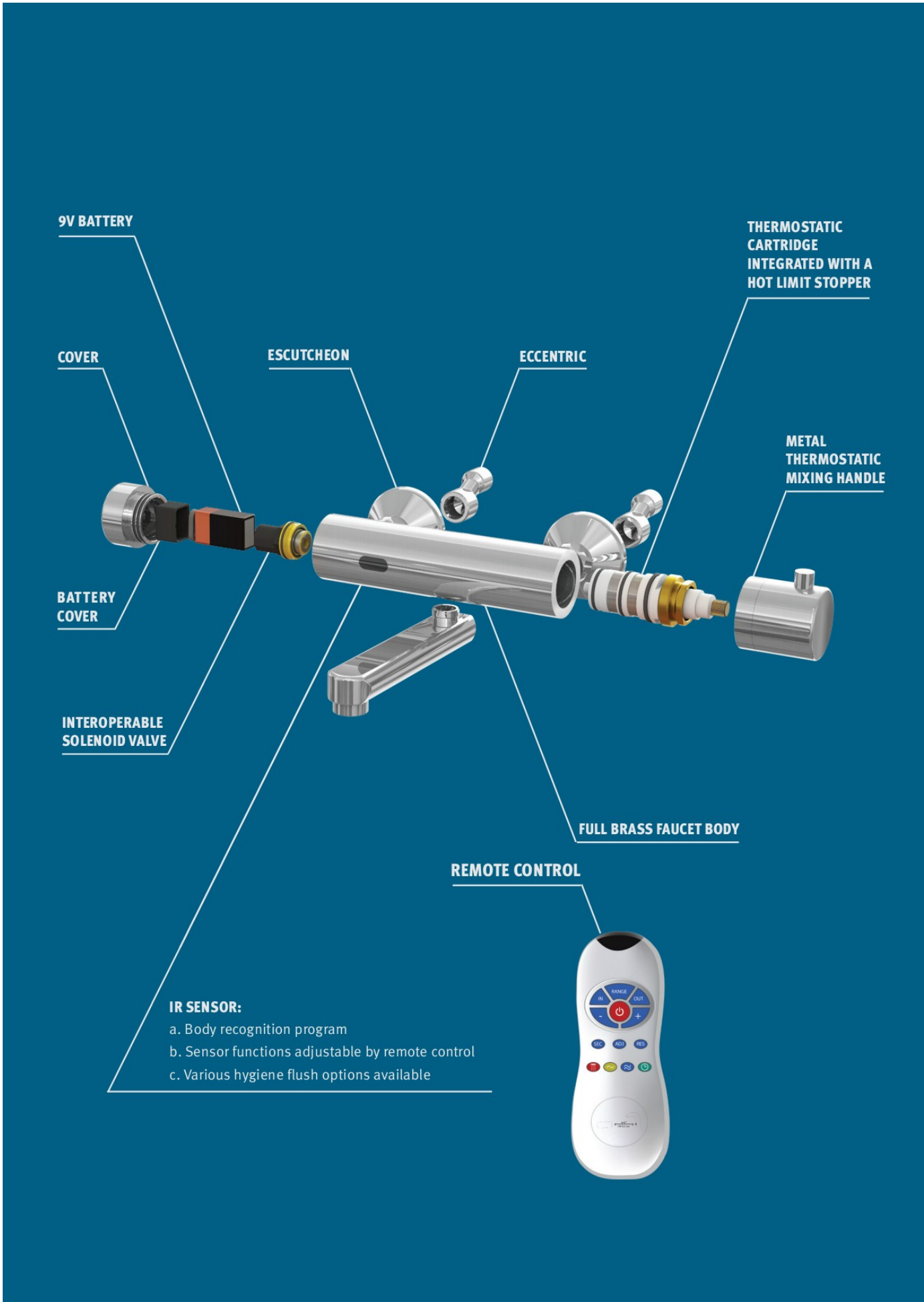
**Advantages:**

- Drastically reduces water consumption
- No physical contact. Helps to protect users against cross contamination
- Thermostatic control for optimum temperature
- Ideal for healthcare institutions
- Chrome plated brass body with metallic thermostatic handle
- Ideal for retrofit installations
- Sensor settings adjustable by remote control
- Internal solenoid valve
- Easy installation



WATER SAVING OPTIONS		
0.5 GPM	PCA Spray	Standard
0.35 GPM	PCA Spray	Optional

PICTURE	PRODUCT NAME	MODEL FEATURES	POWER SUPPLY	CODE NUMBER	DRAWING
	APOLLO MEDICAL FB LF	Exposed installation Gooseneck spout	9V Battery	314535	
	APOLLO MEDICAL FE LF		9V Transformer	314545	
	APOLLO MEDICAL B LF	Exposed installation Swivel spout	9V Battery	314505	
	APOLLO MEDICAL E LF		9V Transformer	314515	



# SOAP, WATER & AIR FRAME SETS

## Iron mounting frame set.

Touch free soap dispenser, touch free faucet and hi-speed hand dryer for public bathroom use.

Operated by IR sensor. The system includes mounting support for the washbasin, faucet, soap dispenser and hand dryer, available with full brass body or AISI316 material.


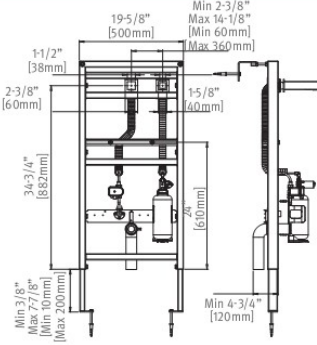

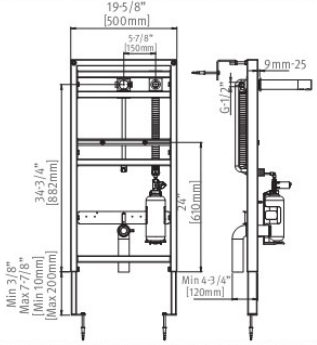
### Advantages:

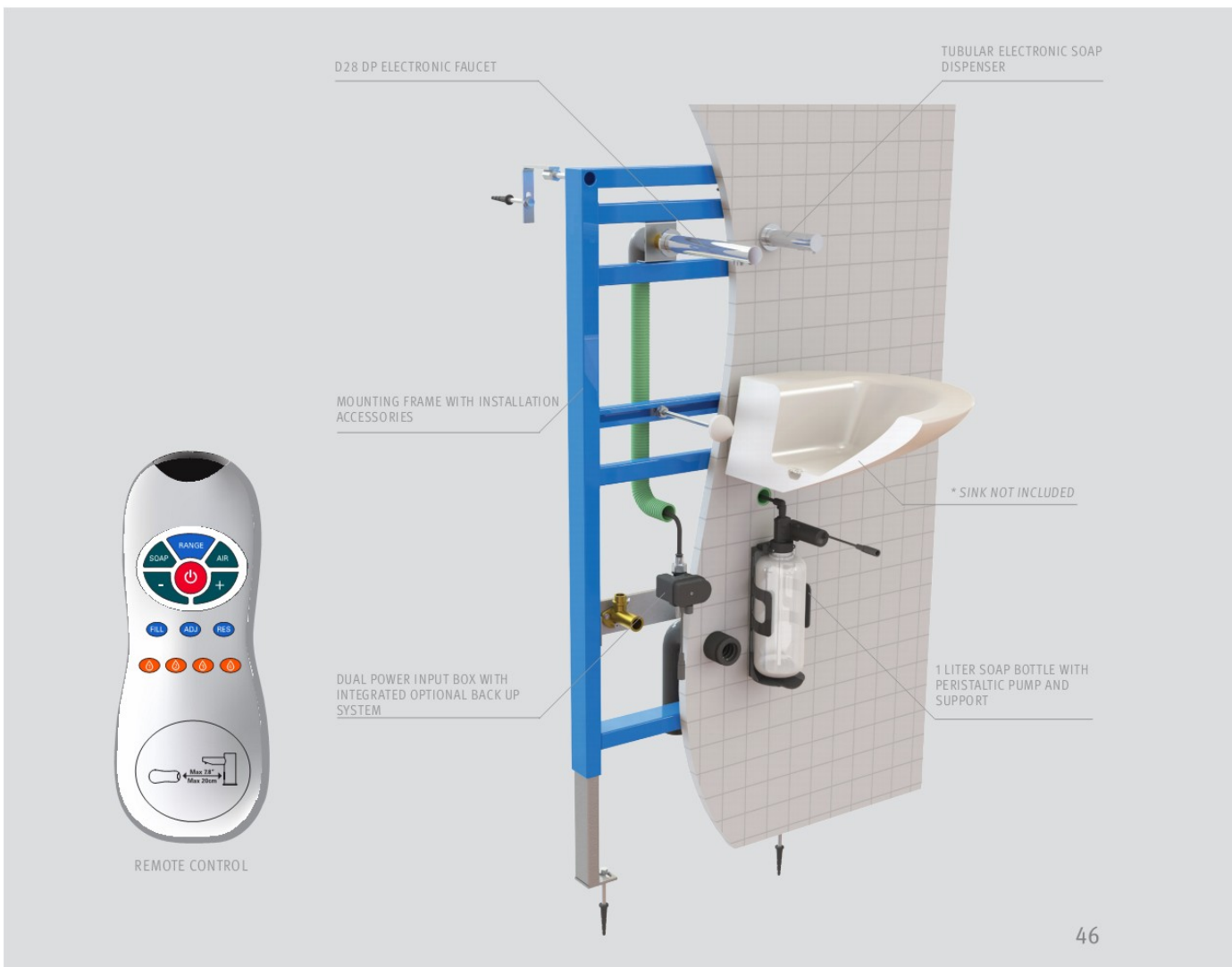
- Drastically reduces water consumption
- No physical contact. Helps to protect users against cross contamination
- Minimizes hand washing drips to floors and counters
- Provides a complete electronic soap, water and air experience as well as the complete installation package
- Contains 9 mm holes for use in wood frame construction
- Galvanized leg support, adjustable height up to 7.8" (200 mm)
- Powder coated, blue color
- Retractable leg supports to 1.96" (50 mm)
- Rotating foot plate
- Supplied with all the needed fixing accessories
- Protection cover that protects the service opening against moisture and dirt and can be cut to length
- Frame with C profile 1.57" (40/40 mm)
- Frame height from 44.8 x 52.7" (1140 mm to 1340 mm)
- Modular. Option to order with soap dispenser, faucet or hand dryer only or any combination



PICTURE	PRODUCT NAME	POWER SUPPLY	CODE NUMBER	DRAWING
	TUBULAR DP TRIO KE	12V Transformer and power splitter	500120	
	D28 DP SOAP&WATER KE	12V Transformer and power splitter	500100	
	TUBULAR DP SOAP&WATER KE	12V Transformer and power splitter	500200	



PICTURE	PRODUCT NAME	POWER SUPPLY	CODE NUMBER	DRAWING
	<p><b>QUADRAT DP SOAP &amp; WATER KE</b></p>	<p>12V Transformer and power splitter</p>	<p>500400</p>	
	<p><b>MALMO 1000 DP SOAP &amp; WATER KE</b></p>	<p>12V Transformer and power splitter</p>	<p>500350</p>	



# FOOT WASHFREE

Electronically operated self closing foot washer operated by touch.  
 Operated by a Piezo element integrated in the foot washer cap.  
 For cold or premixed water.


**Advantages:**

- Drastically reduces water consumption
- No moving parts, ideal for heavy duty areas
- Non hold open feature
- More possibilities to save water: the water flow can be stopped in the middle of the cycle
- Stable and accurate water flow that can be changed on site
- Ideal for swimming pools, beaches and ritual foot washing
- Heavy duty chrome plated brass construction
- Silicone nozzles for easy cleaning
- Easy installation



WATER SAVING OPTIONS		
9 LPM	2.38 GPM	FLOW RESTRICTOR
7 LPM	1.85 GPM	FLOW RESTRICTOR
6 LPM	1.59 GPM	FLOW RESTRICTOR

PICTURE	PRODUCT NAME	MODEL FEATURES	POWER SUPPLY	CODE NUMBER	DRAWING
	FOOT WASHFREE	Exposed installation	Internal 9V battery	113730	
	FOOT WASHFREE 3000	Exposed installation. Directional shower head	Internal 9V battery	113720	



# SOAP DISPENSERS

---

# 49-80



CSABA 51-53



TRENDY 54-56



EXTREME 57-59



ELITE AISI316 60-63



LOTUS 64



GREEN 28 65-66



CLASSIC 67-68



EXTREME CS 69-70



TUBULAR 71-74

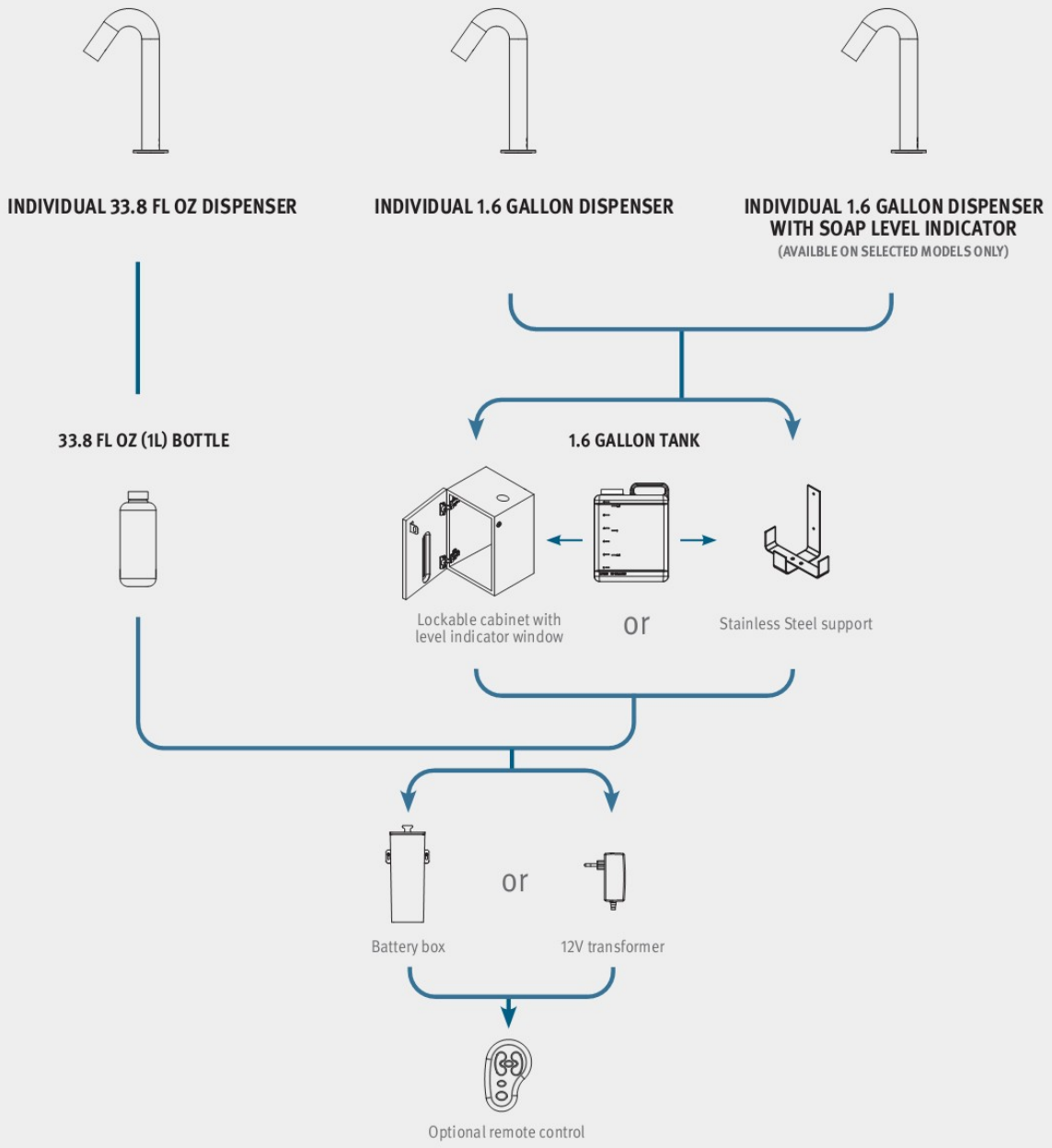


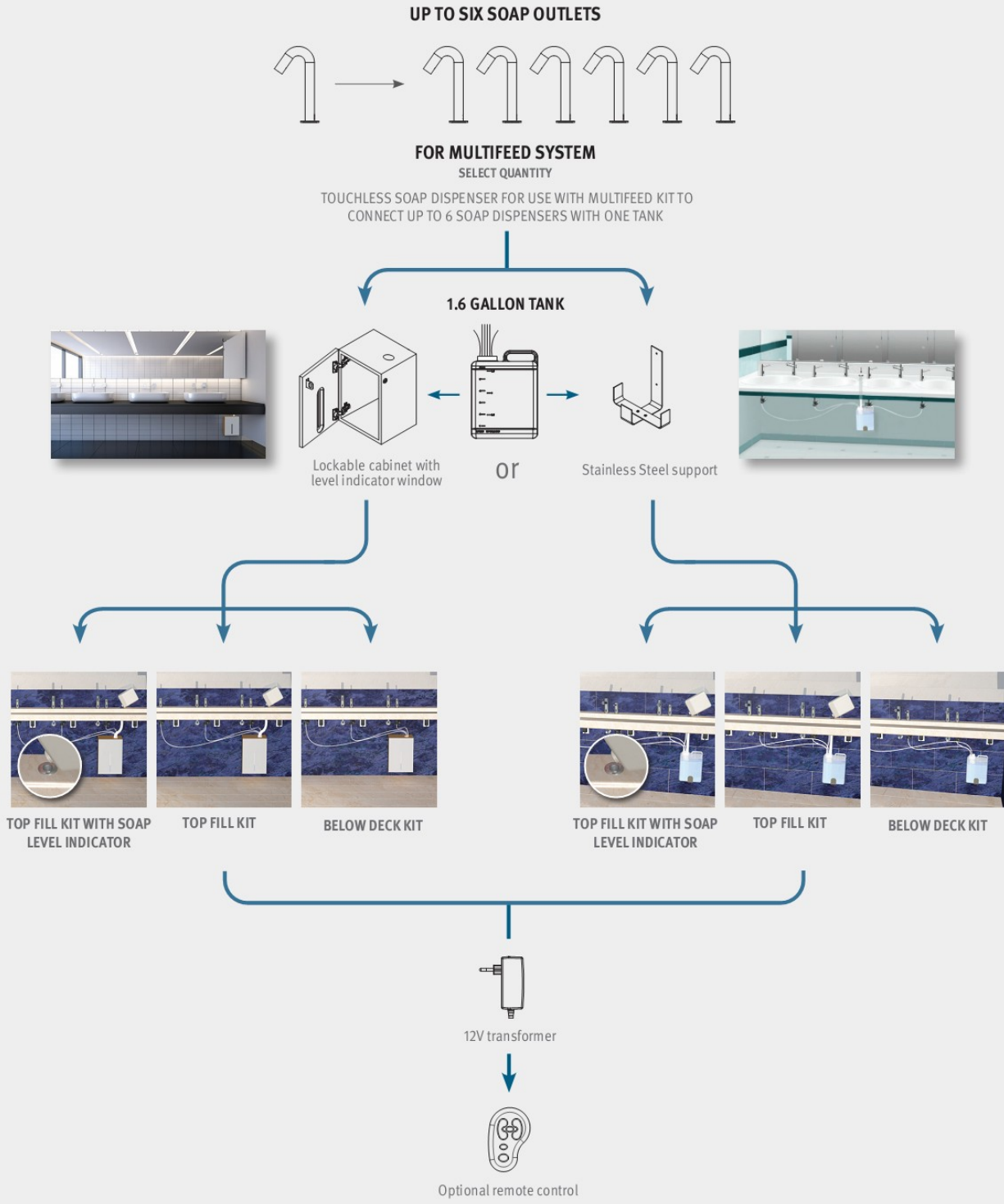
QUADRAT 75-76



MULTIFEED KITS & 77-80  
UNDERBASIN MF CABINET

# MAKE YOUR SOAP DISPENSER SELECTION





# CSABA SOAP DISPENSER

Deck-mounted touch-free electronic soap dispenser for non-proprietary soap

**Features:**

- Concealed IR sensor integrated into the spout
- Peristaltic pump

**Options:**

- 0.26 US gallon (1L) soap bottle
- 1.6 US gallon (6L) soap tank
- Multiple soap dispensers installation (up to six (6) dispensers) with a single 1.6 US gallon (6L) tank
- Matching IR operated faucet

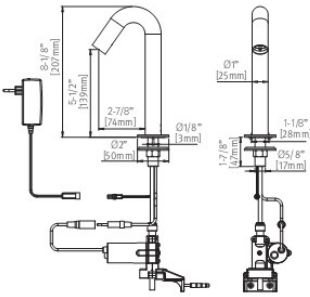
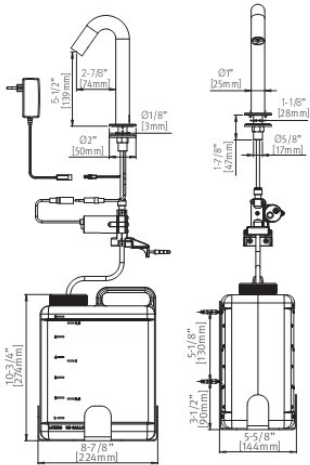
**Advantages:**

- Drastically reduces soap consumption
- Cross contamination protection - no physical contact
- Clog and backflow prevention - with designated peristaltic pump
- Accurate soap dosage - adjustable by remote control
- Maximized savings - can be used with any non-proprietary soap
- Easy to install and refill
- Highly durable - Designed for heavy traffic locations



STANDARD SOAP DISPENSER VERSIONS					
PICTURE	PRODUCT NAME	MODEL FEATURES	POWER SUPPLY	CODE NUMBER	DRAWING
	CSABA SOAP DISPENSER B		Battery box for six (6) D batteries	233110	
	CSABA SOAP DISPENSER E	Delivers liquid soap	12V Transformer	233100	
	CSABA FOAM E	Delivers foam soap	12V Transformer	233120	



1.6 GALLON (6L) SOAP DISPENSER VERSIONS				
PRODUCT NAME	MODEL FEATURES	POWER SUPPLY	CODE NUMBER	DRAWING
MF CSABA SOAP DISPENSER	Delivers liquid soap Deck mounted touch free electronic soap dispenser to be used with Stern's Multifeed kits for multiple soap dispensers installation	12V Transformer	07292288	
CSABA SD 1.6 E	Delivers liquid soap 1.6 gallon (6L) tank kit for an individual soap dispenser	12V Transformer	233102	



**NEW!**

# CSABA SOAP DISPENSER

## WITH SOAP LEVEL INDICATOR

Deck-mounted touch-free electronic soap dispenser for non-proprietary soap

**Features:**

- Soap level indicator shows green when soap tank is full, orange when soap level is low and red when a refill is needed.
- Concealed IR sensor integrated into the spout
- Peristaltic pump
- 1.6 US gallon (6L) soap tank

**Advantages:**

- Reduces maintenance costs - no need to open the cabinet to check soap level.
- Drastically reduces soap consumption
- Cross contamination protection - no physical contact
- Clog and backflow prevention - with designated peristaltic pump
- Accurate soap dosage - adjustable by remote control
- Maximized savings - can be used with any non-proprietary soap
- Easy to install and refill
- Highly durable -Designed for heavy traffic locations
- Matching IR operated faucet



STANDARD SOAP DISPENSER VERSIONS					
PICTURE	PRODUCT NAME	MODEL FEATURES	POWER SUPPLY	CODE NUMBER	DRAWING
	<p><b>CSABA SOAP DISPENSER E WITH LEVEL INDICATOR</b></p>	<p>Delivers liquid soap</p>	<p>12V transformer</p>	<p>233105</p>	

# TRENDY SOAP DISPENSER

Deck-mounted touch-free electronic soap dispenser for non-proprietary soap

**Features:**

- Chrome plated brass body
- Peristaltic pump
- Adjustable settings


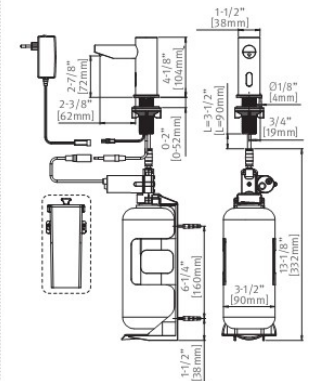

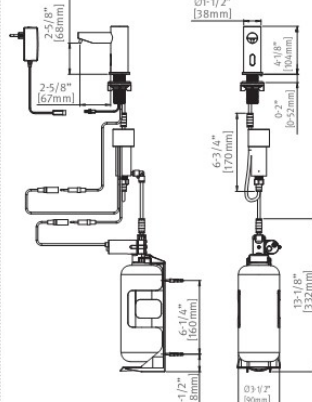
**Options:**


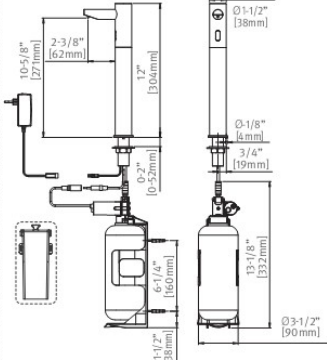
- Tall version for counter top sink
- Anti-rotation pin
- 0.26 US gallon (1L) soap bottle
- 1.6 US gallon (6L) soap tank
- Multiple soap dispensers installation (up to six (6) dispensers) with a single 1.6 US gallon (6L) tank
- Matching IR operated faucet

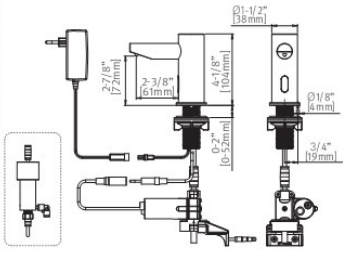
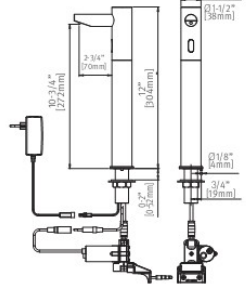
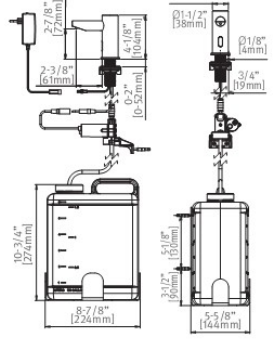
**Advantages:**

- Drastically reduces soap consumption
- Cross contamination protection - no physical contact
- Clog and backflow prevention - with designated peristaltic pump
- Accurate soap dosage - adjustable by remote control
- Maximized savings - can be used with any non-proprietary soap
- Easy to install and refill
- Highly durable - Designed for heavy traffic locations



STANDARD SOAP DISPENSER VERSIONS					
PICTURE	PRODUCT NAME	MODEL FEATURES	POWER SUPPLY	CODE NUMBER	DRAWING
	TRENDY SOAP DISPENSER B	Delivers liquid soap	Battery box for six (6) D batteries	239910	
	TRENDY SOAP DISPENSER E		12V Transformer	239900	
	TRENDY FOAM E	Delivers foam soap	12V Transformer	239930	

STANDARD SOAP DISPENSER VERSIONS					
PICTURE	PRODUCT NAME	MODEL FEATURES	POWER SUPPLY	CODE NUMBER	DRAWING
	<b>TRENDY SOAP DISPENSER PLUS B</b>	Delivers liquid soap	Battery box for six (6) D batteries	239912	
	<b>TRENDY SOAP DISPENSER PLUS E</b>	Tall version: 12" (304 mm) body	12V Transformer	239902	

1.6 GALLON (6L) SOAP DISPENSER VERSIONS					
PRODUCT NAME	MODEL FEATURES	POWER SUPPLY	CODE NUMBER	DRAWING	
<b>MF TRENDY SOAP DISPENSER</b>	Delivers liquid soap Deck mounted touch free electronic soap dispenser to be used with Stem's Multifeed kits for multiple soap dispensers installation	12V Transformer	07292073		
<b>MF TRENDY FOAM DISPENSER</b>	Delivers foam soap Deck mounted touch free electronic foam dispenser to be used with Stem's Multifeed kits for multiple soap dispensers installation	12V Transformer	07292183		
<b>MF TRENDY SD PLUS</b>	Delivers liquid soap Deck mounted touch free electronic soap dispenser to be used with Stem's Multifeed kits for multiple soap dispensers installation	12V Transformer	07292099		
<b>TRENDY SD 1.6 E</b>	Delivers liquid soap 1.6 gallon (6L) tank kit for an individual soap dispenser	12V Transformer	239916		

**NEW!**

# TRENDY SOAP DISPENSER

## WITH SOAP LEVEL INDICATOR

Deck-mounted touch-free electronic soap dispenser for non-proprietary soap

**Features:**

- Soap level indicator shows green when soap tank is full, orange when soap level is low and red when a refill is needed.
- Concealed IR sensor integrated into the spout
- Peristaltic pump
- 1.6 US gallon (6L) soap tank

**Advantages:**

- Reduces maintenance costs - no need to open the cabinet to check soap level.
- Drastically reduces soap consumption
- Cross contamination protection - no physical contact
- Clog and backflow prevention - with designated peristaltic pump
- Accurate soap dosage - adjustable by remote control
- Maximized savings - can be used with any non-proprietary soap
- Easy to install and refill
- Highly durable -Designed for heavy traffic locations
- Matching IR operated faucet



STANDARD SOAP DISPENSER VERSIONS					
PICTURE	PRODUCT NAME	MODEL FEATURES	POWER SUPPLY	CODE NUMBER	DRAWING
	<p><b>TRENDY SOAP DISPENSER WITH LEVEL INDICATOR</b></p>	<p>Delivers liquid soap</p>	<p>12V transformer</p>	<p>239906</p>	

# EXTREME SOAP DISPENSER

Deck-mounted touch-free electronic soap dispenser for non-proprietary soap

**Features:**

- Chrome plated brass body
- Peristaltic pump
- Adjustable settings


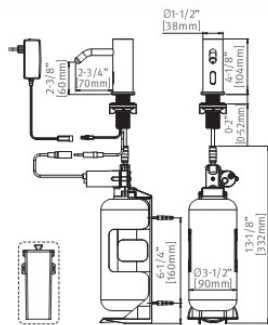

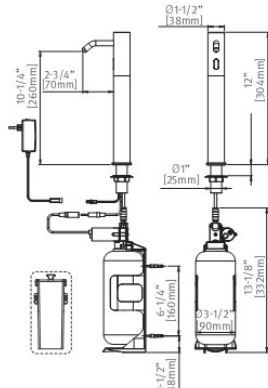
**Options:**

- Tall version for counter top sink
- Anti-rotation pin
- 0.26 US gallon (1L) soap bottle
- 1.6 US gallon (6L) soap tank
- Multiple soap dispensers installation (up to six (6) dispensers) with a single 1.6 US gallon (6L) tank
- Matching IR operated faucet

**Advantages:**

- Drastically reduces soap consumption
- Cross contamination protection - no physical contact
- Clog and backflow prevention - with designated peristaltic pump
- Accurate soap dosage - adjustable by remote control
- Maximized savings - can be used with any non-proprietary soap
- Easy to install and refill
- Highly durable - Designed for heavy traffic locations



STANDARD SOAP DISPENSER VERSIONS					
PICTURE	PRODUCT NAME	MODEL FEATURES	POWER SUPPLY	CODE NUMBER	DRAWING
	EXTREME SOAP DISPENSER B	Delivers liquid soap	Battery box for six (6) D batteries	237920	
	EXTREME SOAP DISPENSER E		12V Transformer	237900	
	EXTREME SOAP DISPENSER PLUS B	Delivers liquid soap	Battery box for six (6) D batteries	237922	
	EXTREME SOAP DISPENSER PLUS E		Tall version: 12\" data-bbox="424 821 491 851"/> <td>12V Transformer</td> <td>237905</td>	12V Transformer	



1.6 GALLON (6L) SOAP DISPENSER VERSIONS				
PRODUCT NAME	MODEL FEATURES	POWER SUPPLY	CODE NUMBER	DRAWING
<b>MF EXTREME SOAP DISPENSER</b>	Delivers liquid soap Deck mounted touch free electronic soap dispenser to be used with Stern's Multifeed kits for multiple soap dispensers installation	12V Transformer	07292056	
<b>MF EXTREME SD PLUS</b>	Delivers liquid soap Deck mounted touch free electronic soap dispenser to be used with Stern's Multifeed kits for multiple soap dispensers installation	12V Transformer	07292095	
<b>EXTREME SD 1.6 E</b>	Delivers liquid soap 1.6 gallon (6L) tank kit for an individual soap dispenser	12V Transformer	237916	

**NEW!**

# EXTREME SOAP DISPENSER

## WITH SOAP LEVEL INDICATOR

Deck-mounted touch-free electronic soap dispenser for non-proprietary soap

**Features:**

- Soap level indicator shows green when soap tank is full, orange when soap level is low and red when a refill is needed.
- Concealed IR sensor integrated into the spout
- Peristaltic pump
- 1.6 US gallon (6L) soap tank

**Advantages:**

- Reduces maintenance costs - no need to open the cabinet to check soap level.
- Drastically reduces soap consumption
- Cross contamination protection - no physical contact
- Clog and backflow prevention - with designated peristaltic pump
- Accurate soap dosage - adjustable by remote control
- Maximized savings - can be used with any non-proprietary soap
- Easy to install and refill
- Highly durable - Designed for heavy traffic locations
- Matching IR operated faucet



STANDARD SOAP DISPENSER VERSIONS					
PICTURE	PRODUCT NAME	MODEL FEATURES	POWER SUPPLY	CODE NUMBER	DRAWING
	<p><b>EXTEREME SOAP DISPENSER E WITH LEVEL INDICATOR</b></p>	<p>Delivers liquid soap</p>	<p>12V transformer</p>	<p>237917</p>	



# ELITE SOAP DISPENSER AISI316

Deck-mounted touch-free electronic soap dispenser for non-proprietary soap

**Features:**

- Stainless steel AISI316 body
- Peristaltic pump
- Adjustable settings

**Options:**


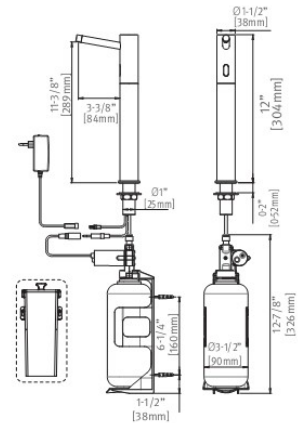
- Tall version for counter top sink
- 0.26 US gallon (1L) soap bottle
- 1.6 US gallon (6L) soap tank
- Multiple soap dispensers installation (up to six (6) dispensers) with a single 1.6 US gallon (6L) tank
- Matching IR operated faucet
- Alternative 4.4" (112mm) long spout

**Advantages:**

- Drastically reduces soap consumption
- Cross contamination protection - no physical contact
- Clog and backflow prevention - with designated peristaltic pump
- Accurate soap dosage - adjustable by remote control
- Maximized savings - can be used with any non-proprietary soap
- Easy to install and refill
- Highly durable - Designed for heavy traffic locations



STANDARD SOAP DISPENSER VERSIONS						
PICTURE	PRODUCT NAME	MODEL FEATURES	POWER SUPPLY	CODE NUMBER	DRAWING	
	ELITE SOAP DISPENSER B AISI316	Delivers liquid soap	Battery box for six (6) D batteries	236113		
	ELITE SOAP DISPENSER E AISI316	Stainless Steel AISI 316 body	12V Transformer	236103		
	ELITE FOAM E AISI316	Delivers foam soap Stainless Steel AISI 316 body	12V Transformer	236122		
	ELITE FOAM E	Delivers foam soap Chrome plated brass body		236120		

STANDARD SOAP DISPENSER VERSIONS					
PICTURE	PRODUCT NAME	MODEL FEATURES	POWER SUPPLY	CODE NUMBER	DRAWING
	<b>ELITE SOAP DISPENSER PLUS B AISI316</b>	Delivers liquid soap  Tall version: 12" (304 mm) body	Battery box for six (6) D batteries	<b>236109</b>	
	<b>ELITE SOAP DISPENSER PLUS E AISI316</b>	Stainless Steel AISI 316 body	12V Transformer	<b>236104</b>	
	<b>ELITE SOAP DISPENSER PLUS B</b>	Delivers liquid soap  Tall version: 12" (304 mm) body	Battery box for six (6) D batteries	<b>236107</b>	
	<b>ELITE SOAP DISPENSER PLUS E</b>	Chrome plated brass body	12V Transformer	<b>236105</b>	



61 SOAP DISPENSERS

1.6 GALLON (6L) SOAP DISPENSER VERSIONS				
PRODUCT NAME	MODEL FEATURES	POWER SUPPLY	CODE NUMBER	DRAWING
MF ELITE SOAP DISPENSER AISI316	Delivers liquid soap Deck mounted touch free electronic soap dispenser to be used with Stern's Multifeed kits for multiple soap dispensers installation Stainless Steel AISI 316 body	12V Transformer	07292239	
MF ELITE SOAP DISPENSER	Delivers liquid soap Deck mounted touch free electronic soap dispenser to be used with Stern's Multifeed kits for multiple soap dispensers installation Chrome plated brass body	12V Transformer	07292077	
MF ELITE FOAM DISPENSER AISI316	Delivers foam soap Deck mounted touch free electronic foam dispenser to be used with Stern's Multifeed kits for multiple soap dispensers installation Stainless Steel AISI 316 body	12V Transformer	07292240	
MF ELITE FOAM DISPENSER	Delivers foam soap Deck mounted touch free electronic foam dispenser to be used with Stern's Multifeed kits for multiple soap dispensers installation Chrome plated brass body	12V Transformer	07292205	
MF ELITE SD PLUS AISI316	Delivers liquid soap Deck mounted touch free electronic soap dispenser to be used with Stern's Multifeed kits for multiple soap dispensers installation Stainless Steel AISI 316 body	12V Transformer	07292241	
MF ELITE SD PLUS	Delivers liquid soap Deck mounted touch free electronic soap dispenser to be used with Stern's Multifeed kits for multiple soap dispensers installation Chrome plated brass body	12V Transformer	07292093	
ELITE SD 1.6 E AISI316	Delivers liquid soap 1.6 gallon (6L) tank kit for an individual soap dispenser Stainless Steel AISI 316 body	12V Transformer	236126	
ELITE SD 1.6 E	Delivers liquid soap 1.6 gallon (6L) tank kit for an individual soap dispenser Chrome plated brass body	12V Transformer	236216	

**NEW!**

# ELITE SOAP DISPENSER

## WITH SOAP LEVEL INDICATOR

Deck-mounted touch-free electronic soap dispenser for non-proprietary soap


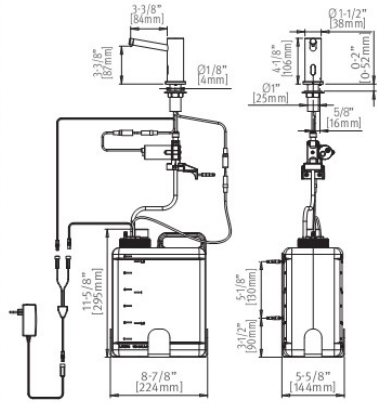
**Features:**

- Soap level indicator shows green when soap tank is full, orange when soap level is low and red when a refill is needed.
- Concealed IR sensor integrated into the spout
- Peristaltic pump
- 1.6 US gallon (6L) soap tank

**Advantages:**

- Reduces maintenance costs - no need to open the cabinet to check soap level.
- Drastically reduces soap consumption
- Cross contamination protection - no physical contact
- Clog and backflow prevention - with designated peristaltic pump
- Accurate soap dosage - adjustable by remote control
- Maximized savings - can be used with any non-proprietary soap
- Easy to install and refill
- Highly durable -Designed for heavy traffic locations
- Matching IR operated faucet



STANDARD SOAP DISPENSER VERSIONS					
PICTURE	PRODUCT NAME	MODEL FEATURES	POWER SUPPLY	CODE NUMBER	DRAWING
	<p><b>ELITE SOAP DISPENSER WITH LEVEL INDICATOR</b></p>	<p>Delivers liquid soap</p>	<p>12V transformer</p>	<p>236131</p>	

# LOTUS SOAP DISPENSER

Deck-mounted touch-free electronic soap dispenser for non-proprietary soap

**Features:**

- Chrome plated brass body
- Peristaltic pump
- Adjustable settings
- Extra long direct spout

**Options:**

- Anti-rotation pin
- 0.26 US gallon (1L) soap bottle
- 1.6 US gallon (6L) soap tank
- Multiple soap dispensers installation (up to six (6) dispensers) with a single 1.6 US gallon (6L) tank
- Matching IR operated faucet

**Advantages:**

- Drastically reduces soap consumption
- Cross contamination protection - no physical contact
- Clog and backflow prevention - with designated peristaltic pump
- Accurate soap dosage - adjustable by remote control
- Maximized savings - can be used with any non-proprietary soap
- Easy to install and refill
- Highly durable - Designed for heavy traffic locations



STANDARD SOAP DISPENSER VERSIONS					
PICTURE	PRODUCT NAME	MODEL FEATURES	POWER SUPPLY	CODE NUMBER	DRAWING
	LOTUS SOAP DISPENSER B	Delivers liquid soap	Battery box for six (6) D batteries	230800	
	LOTUS SOAP DISPENSER E		12V Transformer	230810	

1.6 GALLON (6L) SOAP DISPENSER VERSIONS					
PRODUCT NAME	MODEL FEATURES	POWER SUPPLY	CODE NUMBER	DRAWING	
MF LOTUS SOAP DISPENSER	Delivers liquid soap Deck mounted touch free electronic soap dispenser to be used with Stern's Multifeed kits for multiple soap dispensers installation	12V Transformer	07292329		
LOTUS SD 1.6 E	Delivers liquid soap 1.6 gallon (6L) tank kit for an individual soap dispenser	12V Transformer	230820		

# GREEN 28 SOAP DISPENSER

Deck-mounted touch-free electronic soap dispenser for non-proprietary soap

**Features:**

- Chrome plated brass body
- Peristaltic pump
- Adjustable settings

**Options:**


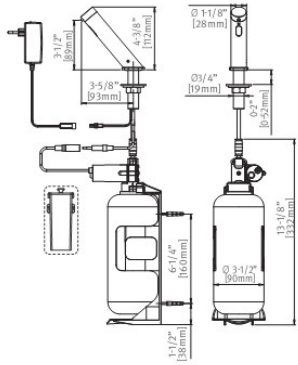

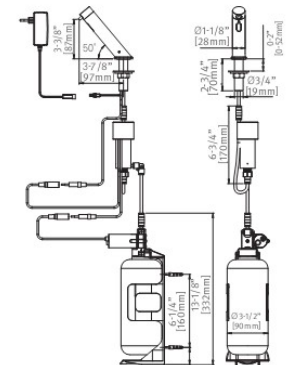
- 0.26 US gallon (1L) soap bottle
- 1.6 US gallon (6L) soap tank
- Multiple soap dispensers installation (up to six (6) dispensers) with a single 1.6 US gallon (6L) tank
- Matching IR operated faucet

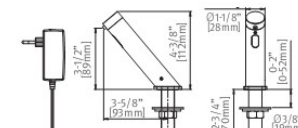
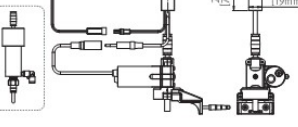
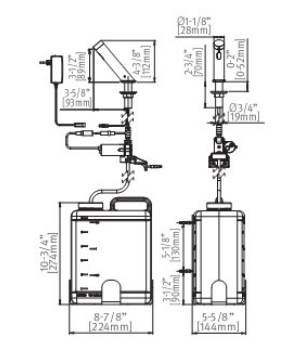
**Advantages:**

- Drastically reduces soap consumption
- Cross contamination protection - no physical contact
- Clog and backflow prevention - with designated peristaltic pump
- Accurate soap dosage - adjustable by remote control
- Maximized savings - can be used with any non-proprietary soap
- Easy to install and refill
- Highly durable -Designed for heavy traffic locations



65 SOAP DISPENSERS

SOAP DISPENSER VERSIONS					
PICTURE	PRODUCT NAME	MODEL FEATURES	POWER SUPPLY	CODE NUMBER	DRAWING
	<b>GREEN 28 SOAP DISPENSER B</b>	Delivers liquid soap  Includes a brass base for abuse protection in high traffic locations	Battery box for six (6) D batteries	352900	
	<b>GREEN 28 SOAP DISPENSER E</b>		12V Transformer	352910	
	<b>GREEN 28 FOAM E</b>	Delivers foam soap  Includes a brass base for abuse protection in high traffic locations	12V Transformer	352920	

1.6 GALLON (6L) SOAP DISPENSER VERSIONS					
PRODUCT NAME	MODEL FEATURES	POWER SUPPLY	CODE NUMBER	DRAWING	
<b>MF GREEN 28 SOAP DISPENSER</b>	Delivers liquid soap  Deck mounted touch free electronic soap dispenser to be used with Stem's Multifeed kits for multiple soap dispensers installation	12V Transformer	07292155		
<b>MF GREEN 28 FOAM DISPENSER</b>	Delivers foam soap  Deck mounted touch free electronic foam dispenser to be used with Stem's Multifeed kits for multiple soap dispensers installation	12V Transformer	07292206		
<b>GREEN 28 SD 1.6 E</b>	Delivers liquid soap  1.6 gallon (6L) tank kit for an individual soap dispenser	12V Transformer	352916		

# CLASSIC SOAP DISPENSER

Deck-mounted touch-free electronic soap dispenser for non-proprietary soap

**Features:**

- One piece chrome plated brass body
- Peristaltic pump
- Adjustable settings
- Concealed IR sensor integrated in the the spout

**Options:**

- 0.26 US gallon (1L) soap bottle
- 1.6 US gallon (6L) soap tank
- Multiple soap dispensers installation (up to six (6) dispensers with a single 1.6 US gallon (1L) tank
- Matching IR operated faucet

**Advantages:**

- Drastically reduces soap consumption
- Cross contamination protection - no physical contact
- Clog and backflow prevention - with designated peristaltic pump
- Accurate soap dosage - adjustable by remote control
- Maximized savings - can be used with any non-proprietary soap
- Easy to install and refill
- Highly durable - Designed for heavy traffic locations



STANDARD SOAP DISPENSER VERSIONS					
PICTURE	PRODUCT NAME	MODEL FEATURES	POWER SUPPLY	CODE NUMBER	DRAWING
	CLASSIC SOAP DISPENSER B	Delivers liquid soap Includes a brass base for abuse protection in high traffic locations	Battery box for six (6) D batteries	292400	
	CLASSIC SOAP DISPENSER E		12V Transformer	292410	
	CLASSIC FOAM E	Delivers foam soap Includes a brass base for abuse protection in high traffic locations	12V Transformer	292300	



1.6 GALLON (6L) SOAP DISPENSER VERSIONS				
PRODUCT NAME	MODEL FEATURES	POWER SUPPLY	CODE NUMBER	DRAWING
<b>MF CLASSIC SOAP DISPENSER</b>	Delivers liquid soap Deck mounted touch free electronic soap dispenser to be used with Stern's Multifeed kits for multiple soap dispensers installation	12V Transformer	07292177	
<b>MF CLASSIC FOAM DISPENSER</b>	Delivers foam soap Deck mounted touch free electronic foam dispenser to be used with Stern's Multifeed kits for multiple soap dispensers installation	12V Transformer	07292207	
<b>CLASSIC SD 1.6 E</b>	Delivers liquid soap 1.6 gallon (6L) tank kit for an individual soap dispenser	12V Transformer	292416	



# EXTREME CS SOAP DISPENSER

Wall-mounted touch-free electronic soap dispenser for non-proprietary soap

**Features:**

- Chrome plated brass body
- Concealed sensor integrated into the spout
- IR sensor
- Peristaltic pump

**Options:**

- 0.26 US gallon (1L) soap bottle
- 1.6 US gallon (6L) soap tank
- Multiple soap dispensers installation (up to six (6) dispensers) with a single 1.6 US gallon (6L) tank
- Matching IR operated faucet

**Advantages:**

- Drastically reduces soap consumption
- Cross contamination protection - no physical contact
- Clog and backflow prevention - with designated peristaltic pump
- Accurate soap dosage - adjustable by remote control
- Maximized savings - can be used with any non-proprietary soap
- Easy to install and refill
- Highly durable - Designed for heavy traffic locations



STANDARD SOAP DISPENSER VERSION					
PICTURE	PRODUCT NAME	MODEL FEATURES	POWER SUPPLY	CODE NUMBER	DRAWING
	<p><b>EXTREME CS SOAP DISPENSER B</b></p>	<p>Delivers liquid soap                      Chrome plated brass                      Concealed installation with open wall condition with full rear access such as a service chase.</p>	<p>Battery box for six (6) D batteries</p>	<p>237891</p>	
	<p><b>EXTREME CS SOAP DISPENSER E</b></p>		<p>12V Transformer</p>	<p>237890</p>	

# EXTREME CS SOAP DISPENSER AISI316

Wall-mounted touch-free electronic soap dispenser for non-proprietary soap

**Features:**

- Stainless steel AISI316 spout
- Concealed sensor integrated into the spout
- IR sensor
- Peristaltic pump

**Options:**

- 0.26 US gallon (1L) soap bottle
- 1.6 US gallon (6L) soap tank
- Multiple soap dispensers installation (up to six (6) dispensers) with a single 1.6 US gallon (6L) tank
- Matching IR operated faucet

**Advantages:**

- Drastically reduces soap consumption
- Cross contamination protection - no physical contact
- Clog and backflow prevention - with designated peristaltic pump
- Accurate soap dosage - adjustable by remote control
- Maximized savings - can be used with any non-proprietary soap
- Easy to install and refill
- Highly durable - Designed for heavy traffic locations



STANDARD SOAP DISPENSER VERSION					
PICTURE	PRODUCT NAME	MODEL FEATURES	POWER SUPPLY	CODE NUMBER	DRAWING
	<b>EXTREME CS SOAP DISPENSER B AISI316</b>	Delivers liquid soap Stainless Steel AISI316 Concealed installation with open wall condition with full rear access such as a service chase.	Battery box for six (6) D batteries	237891-316	
	<b>EXTREME CS SOAP DISPENSER E AISI316</b>		12V Transformer	237890-316	

# TUBULAR SOAP DISPENSER

Wall-mounted touch-free electronic soap dispenser for non-proprietary soap

**Features:**

- Chrome plated brass body
- Peristaltic pump
- Adjustable settings
- IR sensor in dispenser spout

**Options:**


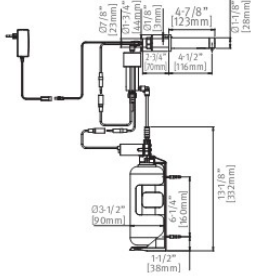
- 0.26 US gallon (1L) soap bottle
- 1.6 US gallon (6L) soap tank
- Multiple soap dispensers installation (up to six (6) dispensers) with a single 1.6 US gallon (6L) tank
- Matching IR operated faucet

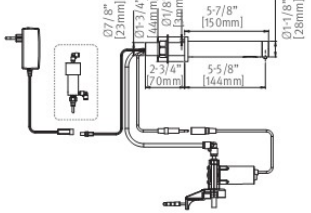
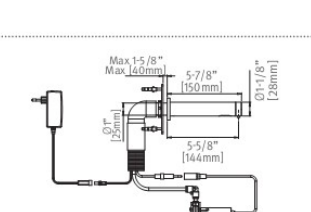
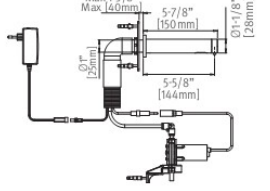
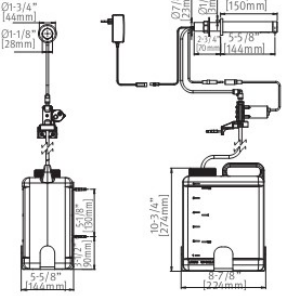
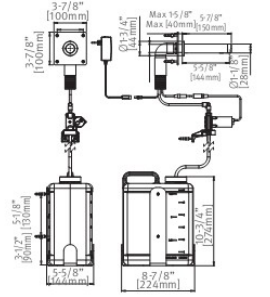
**Advantages:**

- Drastically reduces soap consumption
- Cross contamination protection - no physical contact
- Clog and backflow prevention - with designated peristaltic pump
- Accurate soap dosage - adjustable by remote control
- Maximized savings - can be used with any non-proprietary soap
- Easy to install and refill
- Highly durable - Designed for heavy traffic locations



STANDARD SOAP DISPENSER VERSIONS					
PICTURE	PRODUCT NAME	MODEL FEATURES	POWER SUPPLY	CODE NUMBER	DRAWING
	<b>TUBULAR SOAP DISPENSER B</b>	Delivers liquid soap Optional version: 120mm	Battery box for six (6) D batteries	350920	
	<b>TUBULAR SOAP DISPENSER E</b>	Concealed installation with open wall condition with full rear access such as a service chase	12V Transformer	350925	
	<b>TUBULAR SOAP DISPENSER 2030 B</b>	Delivers liquid soap	Battery box for six (6) D batteries	350922	
	<b>TUBULAR SOAP DISPENSER 2030 E</b>	Concealed installation in hollow framed walls providing connection access below the sink.	12V Transformer	350927	

STANDARD SOAP DISPENSER VERSIONS					
PICTURE	PRODUCT NAME	MODEL FEATURES	POWER SUPPLY	CODE NUMBER	DRAWING
	<b>TUBULAR FOAM E</b>	Delivers foam soap Optional version: 120mm Concealed installation with open wall condition with full rear access such as a service chase.	12V Transformer	350980	

1.6 GALLON (6L) SOAP DISPENSER VERSIONS					
PRODUCT NAME	MODEL FEATURES	POWER SUPPLY	CODE NUMBER	DRAWING	
<b>MF TUBULAR SOAP DISPENSER</b>	Delivers liquid soap Wall mounted touch free electronic soap dispenser to be used with Stern's Multifeed kits for multiple soap dispensers installation Optional version: 120mm Concealed installation with open wall condition with full rear access such as a service chase.	12V Transformer	07292076		
<b>MF TUBULAR FOAM DISPENSER</b>	Delivers foam soap Wall mounted touch free electronic soap dispenser to be used with Stern's Multifeed kits for multiple soap dispensers installation Optional version: 120mm Concealed installation with open wall condition with full rear access such as a service chase.	12V Transformer	07292186		
<b>MF TUBULAR SOAP DISPENSER 2030</b>	Delivers liquid soap Wall mounted touch free electronic soap dispenser to be used with Stern's Multifeed kits for multiple soap dispensers installation Optional version: 120mm Concealed installation in hollow framed walls providing connection access below the sink.	12V Transformer	07292081		
<b>TUBULAR SD 1.6 E</b>	Delivers liquid soap 1.6 gallon (6L) tank kit for an individual soap dispenser Optional version: 120mm Concealed installation with open wall condition with full rear access such as a service chase.	12V Transformer	350116		
<b>TUBULAR 2030 SD 1.6 E</b>	Delivers liquid soap 1.6 gallon (6L) tank kit for an individual soap dispenser Optional version: 120mm Concealed installation in hollow framed walls providing connection access below the sink.	12V Transformer	350816		

# TUBULAR SOAP DISPENSER AISI316

Wall-mounted touch-free electronic soap dispenser for non-proprietary soap

**Features:**

- Stainless Steel AISI316 product body
- IR sensor in dispenser spout
- Peristaltic pump
- Adjustable settings

**Options:**

- 0.26 US gallon (1L) soap bottle
- 1.6 US gallon (6L) soap tank
- Multiple soap dispensers installation (up to six (6) dispensers) with a single 1.6 US gallon (6L) tank
- Matching IR operated faucet

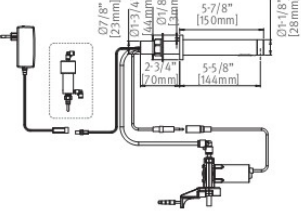
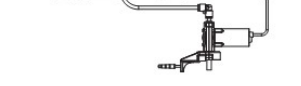
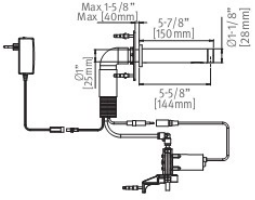
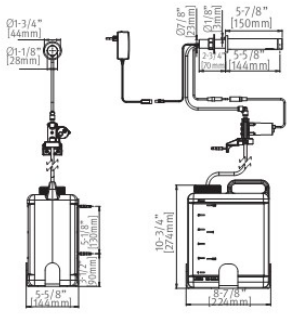
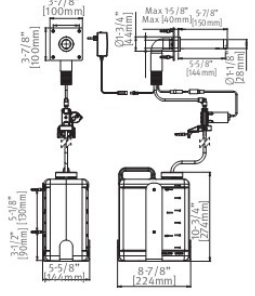
**Advantages:**

- Drastically reduces soap consumption
- Cross contamination protection - no physical contact
- Clog and backflow prevention - with designated peristaltic pump
- Accurate soap dosage - adjustable by remote control
- Maximized savings - can be used with any non-proprietary soap
- Easy to install and refill
- Highly durable - Designed for heavy traffic locations



STANDARD SOAP DISPENSER VERSIONS					
PICTURE	PRODUCT NAME	MODEL FEATURES	POWER SUPPLY	CODE NUMBER	DRAWING
	TUBULAR SD B AISI316	Delivers liquid soap Concealed installation with open wall condition with full rear access such as a service chase.	Battery box for six (6) D batteries	350919	
	TUBULAR SD E AISI316		12V Transformer	350924	
	TUBULAR SD 2030B AISI316	Delivers liquid soap Concealed installation in hollow framed walls providing connection access below the sink.	Battery box for six (6) D batteries	350918	
	TUBULAR SD 2030E AISI316		12V Transformer	350917	

STANDARD SOAP DISPENSER VERSIONS					
PICTURE	PRODUCT NAME	MODEL FEATURES	POWER SUPPLY	CODE NUMBER	DRAWING
	<b>TUBULAR FOAM E AISI316</b>	Delivers foam soap Concealed installation with open wall condition with full rear access such as a service chase.	12V Transformer	350982	

1.6 GALLON (6L) SOAP DISPENSER VERSIONS					
PRODUCT NAME	MODEL FEATURES	POWER SUPPLY	CODE NUMBER	DRAWING	
<b>MF TUBULAR SOAP DISPENSER AISI316</b>	Delivers liquid soap Wall mounted touch free electronic soap dispenser to be used with Stern's Multifeed kits for multiple soap dispensers installation Concealed installation with open wall condition with full rear access such as a service chase.	12V Transformer	07292221		
<b>MF TUBULAR FOAM DISPENSER AISI316</b>	Delivers foam soap Wall mounted touch free electronic soap dispenser to be used with Stern's Multifeed kits for multiple soap dispensers installation Concealed installation with open wall condition with full rear access such as a service chase.	12V Transformer	07292231		
<b>MF TUBULAR SOAP DISPENSER 2030 AISI316</b>	Delivers liquid soap Wall mounted touch free electronic soap dispenser to be used with Stern's Multifeed kits for multiple soap dispensers installation Concealed installation in hollow framed walls providing connection access below the sink.	12V Transformer	07292222		
<b>TUBULAR SD 1.6 E AISI316</b>	Delivers liquid soap 1.6 gallon (6L) tank kit for an individual soap dispenser Concealed installation with open wall condition with full rear access such as a service chase.	12V Transformer	350932		
<b>TUBULAR 2030 SD 1.6 E AISI316</b>	Delivers liquid soap 1.6 gallon (6L) tank kit for an individual soap dispenser Concealed installation in hollow framed walls providing connection access below the sink.	12V Transformer	350916		

# QUADRAT SOAP DISPENSER

Wall-mounted touch-free electronic soap dispenser for non-proprietary soap

**Features:**

- 100% heavy-duty brass body
- IR sensor in dispenser spout
- Peristaltic pump
- Adjustable settings

**Options:**

- 0.26 US gallon (1L) soap bottle
- 1.6 US gallon (6L) soap tank
- Multiple soap dispensers installation (up to six (6) dispensers) with a single 1.6 US gallon (6L) tank
- Matching IR operated faucet

**Advantages:**

- Drastically reduces soap consumption.
  - Recommended soap viscosity 100-3800 cPs.
  - Recommended foam soap viscosity up to 100 cPs
- Cross contamination protection - no physical contact
- Clog and backflow prevention - with designated peristaltic pump
- Accurate soap dosage - adjustable by remote control
- Maximized savings - can be used with any non-proprietary soap
- Easy to install and refill
- Highly durable - Designed for heavy traffic locations



STANDARD SOAP DISPENSER VERSIONS					
PICTURE	PRODUCT NAME	MODEL FEATURES	POWER SUPPLY	CODE NUMBER	DRAWING
	QUADRAT SOAP DISPENSER B	Delivers liquid soap Concealed installation with open wall condition with full rear access such as a service chase.	Battery box for six (6) D batteries	351910	
	QUADRAT SOAP DISPENSER E		12V Transformer	351900	
	QUADRAT SOAP DISPENSER 2030 B	Delivers liquid soap Concealed installation in hollow framed walls providing connection access below the sink.	Battery box for six (6) D batteries	351920	
	QUADRAT SOAP DISPENSER 2030 E		12V Transformer	351930	



1.6 GALLON (6L) SOAP DISPENSER VERSIONS				
PRODUCT NAME	MODEL FEATURES	POWER SUPPLY	CODE NUMBER	DRAWING
<b>MF QUADRAT SOAP DISPENSER</b>	<p>Delivers liquid soap</p> <p>Wall mounted touch free electronic soap dispenser to be used with Stern's Multifeed kits for multiple soap dispensers installation</p> <p>Concealed installation with open wall condition with full rear access such as a service chase.</p>	12V Transformer	07292078	
<b>MF QUADRAT SOAP DISPENSER 2030</b>	<p>Delivers liquid soap</p> <p>Wall mounted touch free electronic soap dispenser to be used with Stern's Multifeed kits for multiple soap dispensers installation</p> <p>Concealed installation in hollow framed walls providing connection access below the sink.</p>	12V Transformer	07292094	
<b>QUADRAT SD 1.6 E</b>	<p>Delivers liquid soap</p> <p>1.6 gallon (6L) tank kit for an individual soap dispenser</p> <p>Concealed installation with open wall condition with full rear access such as a service chase.</p>	12V Transformer	351916	
<b>QUADRAT 2030 SD 1.6 E</b>	<p>Delivers liquid soap</p> <p>1.6 gallon (6L) tank kit for an individual soap dispenser</p> <p>Concealed installation in hollow framed walls providing connection access below the sink.</p>	12V Transformer	351316	

# MULTIFEED KITS

Installation kit for more efficient maintenance of multiple soap dispensers. Saves time and money, can supply up to six soap dispensers from one large capacity 1.6 gallon (6L) tank. Ideal for high traffic applications with multiple hand washing stations in high traffic restroom environments. Enables productive refill of multiple soap dispensers through a single top fill unit above deck and an LED indicator that lets maintenance staff know when soap levels are low. Suitable for any foam or liquid soap of the recommended viscosity. For options see page 50.

## Features:

- Allows multiple soap dispensers installation (up to six (6) dispensers) with a single 1.6 US gallon (6L) tank
- Stainless Steel tank support or lockable underbasin cabinet

## Options:


- Anti-theft top filling brass mechanism for easy refill from the counter top
- Soap level indicator
- Below deck filling mechanism

## NEW:

**Plywood HPL (High Pressure Laminate) lockable cabinet with level indicator window. White panel and oak style frame for 1.6 Gallon (6L) soap tank with option to house the 33.8 FL OZ (1L) soap bottle as necessary. Hides unsightly pipes and connectors from the view of users.**


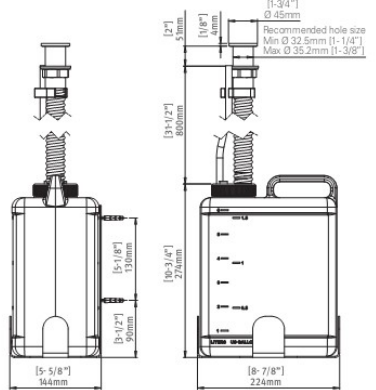

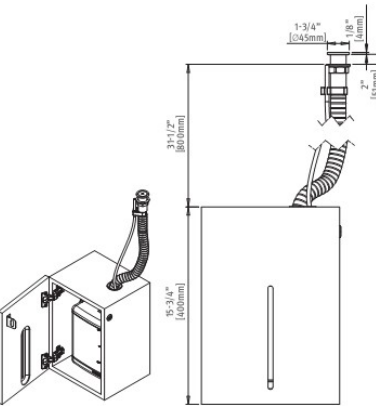

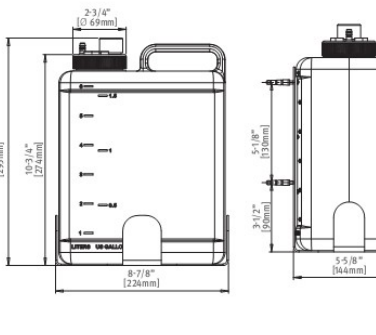

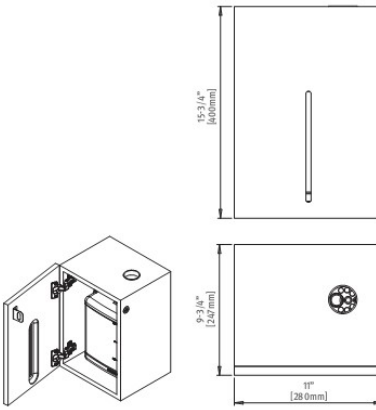
## Advantages:

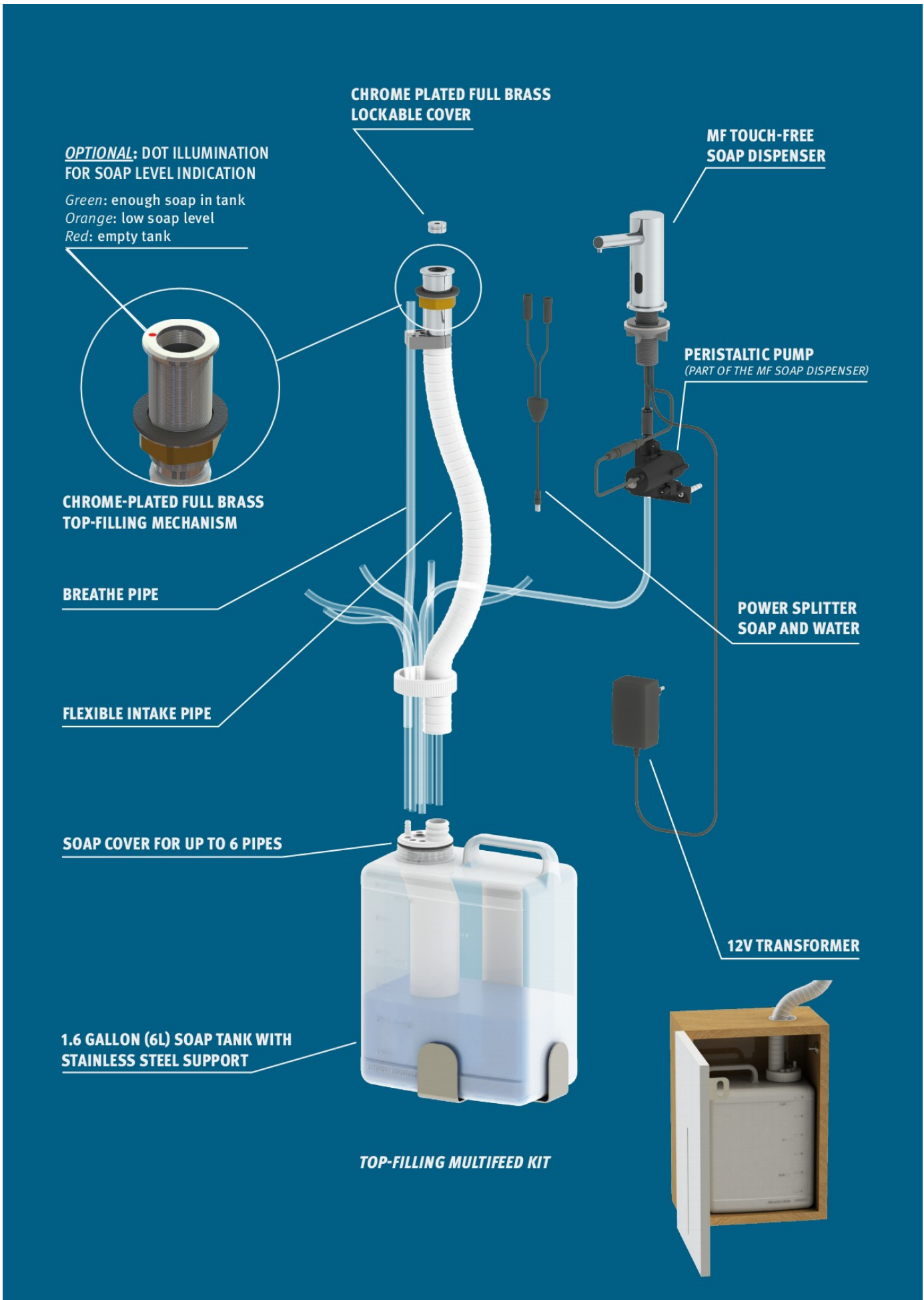
- Drastically reduces soap consumption
- Cross contamination protection - no physical contact
- Maximized savings - can be used with any non-proprietary soap
- Easy installation
- Fast and simple refill with optional LED indication of soap level
- Highly durable - with optional vandal-resistant top-filling mechanism





PRODUCT	MODEL FEATURES	CODE NUMBER	DRAWING
	<p><b>Top-Filling Multifeed Kit with Soap Level Indicator</b></p> <p>Vandal-resistant chrome-plated top-filling brass mechanism. LED soap level indicator. Power splitter for connection to transformer powered MF soap dispenser.</p> <p><b>Stainless steel tank support</b></p>	<p>07220152</p>	
	<p><b>Top-Filling Multifeed Kit with Soap Level Indicator</b></p> <p>Vandal-resistant chrome-plated top-filling brass mechanism. LED soap level indicator. Power splitter for connection to transformer powered MF soap dispenser. Lockable.</p> <p><b>With lockable cabinet.</b></p>	<p>07220152CB</p>	

PRODUCT	MODEL FEATURES	CODE NUMBER	DRAWING
	<p><b>Top-Filling Multifeed Kit</b>                      Vandal-resistant chrome-plated top-filling brass mechanism.                      Available for transformer powered MF soap dispensers.  <b>Stainless steel tank support</b></p>	<p>07220090</p>	
	<p><b>Top-Filling Multifeed Kit</b>                      Vandal-resistant chrome-plated top-filling brass mechanism.                      Available for transformer powered MF soap dispensers.  <b>With lockable cabinet.</b></p>	<p>07220090CB</p>	
	<p><b>Below Deck Multifeed Kit</b>                      For multiple soap dispensers installation without connecting a top-filling mechanism through the deck.                      Available for transformer powered MF soap dispensers.                      Top-fill unit not included in this model.  <b>Stainless steel tank support</b></p>	<p>07220096</p>	
	<p><b>Below Deck Multifeed Kit</b>                      For multiple soap dispensers installation without connecting a top-filling mechanism through the deck.                      Available for transformer powered MF soap dispensers.                      Top-fill unit not included in this model.  <b>With lockable cabinet.</b></p>	<p>07220096CB</p>	



# HAND DRYERS & BEHIND THE MIRROR

---

## 81-88



EVER HD **83**



TUBULAR HD **84**



SWAR **85**  
SOAP WATER AIR  
REVOLUTION




SWA HI-SPEED **86**  
MODULE



BEHIND MIRROR **87**  
SOAP DISPENSER



BEHIND MIRROR **88**  
FAUCET



BTM PAPER HOLDER **88**

# EVER HD

**Electronic deck mounted hand dryer operated by IR sensor.**

Touch free electronic hand dryer for deck mounted installations. Powered by 110V-120VAC. Sensor settings can be customized by remote control.

**Advantages:**

- Easy mounting back plate
- Installed above basin preventing hand wash drips to floors and counters
- HEPA filter for added hygienic properties
- Full brass body or stainless steel 316 material
- Variety of colors and special finishes available
- Matching touch free faucet and soap dispenser
- Highly durable - Designed for heavy traffic locations
- Air flow intensity adjustable by external button
- Adjustability with remote control: security time, detection range, delay out
- On/Off function to perform cleaning



PICTURE	PRODUCT NAME	POWER	CODE NUMBER	DRAWING
	EVER HD	110V-120VAC	230510	

**PRODUCT AT A GLANCE**

Installation	Deck mounted
Operating Voltage	110V-120/220V-240VAC, 50/60 HZ, 0.84-1.0KW
Drying Time	20 seconds
Motor Thermal Protection	Auto resetting thermostat turns unit off, 120V at 135°C (257°F), 240V at 95°C (203°F)
Heater Thermal Protection	Auto resetting thermostat turns unit off at 85°C (185°F). Thermal fuse cuts unit at 142°C (288°F)
Standby Power	0.3-0.4W
Timing Protection	60 seconds auto shut off
Sensing Range	170 mm ± 20 mm, adjustable
Drip Proof	IP21

OPTIONS	
OPTION	CODE
Remote control	07100014





# TUBULAR HD

**Electronic wall mounted hand dryer operated by IR sensor.**

Touch free electronic hand dryer for wall mounted installations. Powered by 110V-120VAC. Sensor settings can be customized by remote control.

**Advantages:**

- Easy mounting back plate
- Installed above basin preventing hand wash drips to floors and counters
- HEPA filter for added hygienic properties
- Full brass body or stainless steel 316 material
- Variety of colors and special finishes available
- Matching touch free faucet and soap dispenser
- Highly durable - Designed for heavy traffic locations
- Air flow intensity adjustable by external button
- Adjustability with remote control: security time, detection range, delay out
- On/Off function to perform cleaning



PICTURE	PRODUCT NAME	POWER	CODE NUMBER	DRAWING
	TUBULAR HD Concealed installation with open wall condition with full rear access such as a service chase.	110V-120VAC	350030	
	TUBULAR HD AISI316 Concealed installation with open wall condition with full rear access such as a service chase.		350040	
	TUBULAR DP HD Concealed installation in hollow framed walls providing connection access below the sink.	110V-120VAC	350020	
	TUBULAR DP HD AISI316 Concealed installation in hollow framed walls providing connection access below the sink.		350010	

Air flow intensity adjustment button

**PRODUCT AT A GLANCE**

Installation	Wall mounted
Operating Voltage	110V-120/220V-240VAC, 50/60 HZ, 1.3-1.6KW
Drying Time	20 seconds
Motor Thermal Protection	Auto resetting thermostat turns unit off, 120V at 135°C (257°F), 240V at 95°C (203°F)
Heater Thermal Protection	Auto resetting thermostat turns unit off at 85°C (185°F). Thermal fuse cuts unit at 142°C (288°F)
Standby Power	0.3-0.4W
Timing Protection	60 seconds auto shut off
Sensing Range	170 mm ± 20 mm, adjustable
Drip Proof	IP21

OPTIONS	
OPTION	CODE
Remote control	07100014

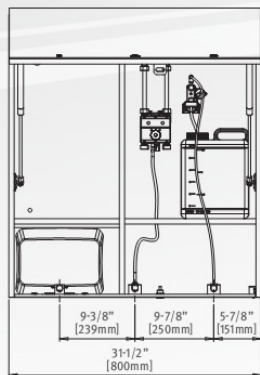
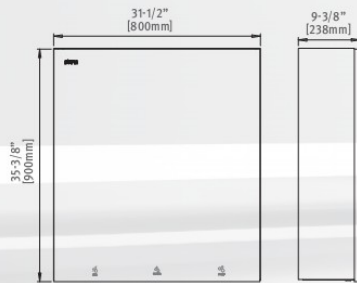

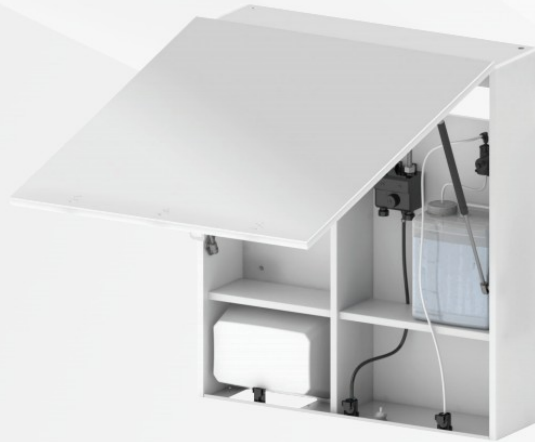
# SWAR

Complete sanitary cabinet with a lockable mirror.

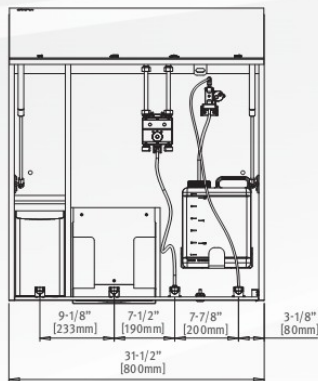
Includes high speed hand dryer, mixing valve, touch free faucet, touch free soap dispenser and LED pictograms for intuitive user guidance and decoration.

Delivered with remote controls to adjust soap dosage, select light color or sequence and customize the faucet settings.

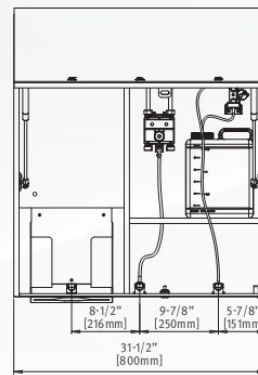
- Eliminates messy, slippery floors and hand drying queues
- Reduces the amount of labor for commercial facilities maintenance



SWAR  
PN 280460-US  
12V Transformer



SWAR P  
PN 280470-US  
12V Transformer




SWAR PA  
PN 280462-US  
12V Transformer

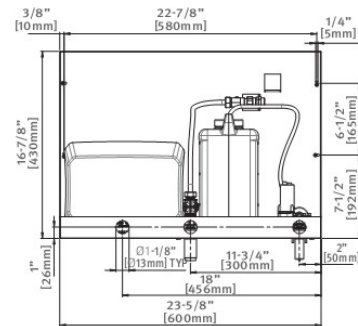

# SWA HI-SPEED MODULE

Complete system including high speed hand dryer, thermostatic mixing valve, touch free faucet, liquid soap dispenser and optional lamp soap level indicator.

- Ready to be integrated behind the mirror for a clear, minimalistic design
- Eliminates messy, slippery floors and hand drying queues
- Reduces the amount of labor for commercial facilities maintenance
- Easy installation with a stainless steel frame to be fixed to the wall
- Ideal touch free soap-water-air cycle
- Helps preventing cross contamination
- Reduces water and soap consumption
- To be used with non-proprietary soap
- Drying time: less than 15 seconds



Complete system including high speed hand dryer (1), thermostatic mixing valve (2), touch free faucet (3) liquid soap dispenser (4) and optional lamp soap level indicator (5)




PN 280410-US  
12V Transformer




Modular system including touch free faucet (2) and liquid soap dispenser (3)

PN 280410-US  
12V Transformer



Modular system including high speed hand dryer (1), touch free faucet (2) and liquid soap dispenser (3) and optional lamp soap level indicator (5)

PN 280410-US  
12V Transformer



Modular system including high speed hand dryer (1) and liquid soap dispenser (3) and optional lamp soap level indicator (5)

PN 280410-US  
12V Transformer

# BTM SOAP DISPENSER



Touch free electronic soap dispenser for integration behind the mirror

- Drastically reduces soap consumption
- No physical contact. Helps to protect users against cross contamination
- Peristaltic pump. The soap is driven inside the soap tube without contact with the pump, preventing contamination and back flow
- Accurate soap dosage, adjustable by remote control
- To be used with non-proprietary soap for maximum savings
- Easy to install and refill
- Matching IR operated faucet

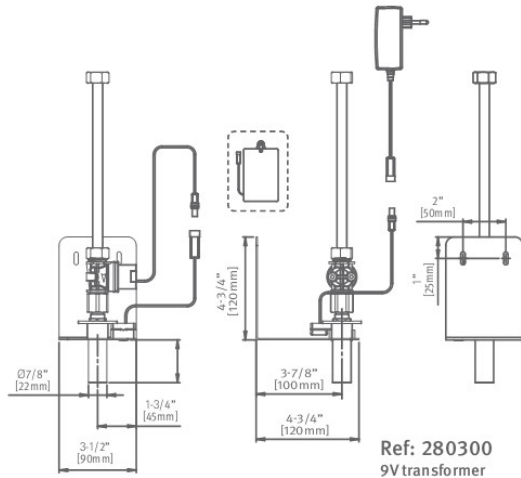
BTM SOAP DISPENSER VERSIONS					
PICTURE	PRODUCT NAME	MODEL FEATURES	POWER SUPPLY	CODE NUMBER	DRAWING
	<b>BEHIND MIRROR SD B</b>	Delivers liquid soap	Battery box for six (6) D batteries	280210	
	<b>BEHIND MIRROR SD E</b>		12V Transformer	280200	
	<b>BTM FOAM E</b>	Delivers foam soap	12V Transformer	280250	

BTM MF SOAP DISPENSER VERSIONS					
PRODUCT NAME	MODEL FEATURES	POWER SUPPLY	CODE NUMBER	DRAWING	
<b>MF BEHIND MIRROR SD</b>	Soap dispenser to be used with Stern's Multifeed kits for multiple refill. Delivers liquid soap.	12V Transformer	07292223		
<b>MF BEHIND MIRROR FOAM</b>	Soap foam dispenser to be used with Stern's Multifeed kits for multiple refill. Delivers foam soap	12V Transformer	07292270		
<b>MULTIFEED KIT</b>	This version allows multiple soap dispenser refill (up to 6 dispensers) with a single 1.6 US Gallons (6 liters) tank. See pages 77-80	-	07220096		

# BTM FAUCET

Electronic wall mounted faucet for integration behind the mirror

- Drastically reduces water consumption
- No physical contact. Helps to protect users against cross contamination
- Sensor settings adjustable by remote control
- Easy installation behind the mirror
- Matching IR operated soap dispenser



Ref: 280300  
9V transformer  
Ref: 280310  
6 x 1.5V AA Batteries



# BTM PAPER TOWEL HOLDER

Paper towel holder. Stainless steel AISI316. For integration behind the mirror as part of the SWA electronic wall mounted system. Easy installation. Space saving and functional solution that accommodates standard paper towels from your favorite brands (paper towels not included).

- Material - Stainless Steel AISI316
- Dimensions - 260mm x 300mm x 116mm



PRODUCT NAME	MODEL FEATURES	CODE NUMBER	DRAWING
PAPER TOWEL HOLDER	Stainless Steel AISI316 paper towel holder	03300018	

# FLUSH VALVES

---

89-94



JUPITER 3002 **91**



VENUS 3002 **92**



NOBLE 3032 **93**



NARA 3002 **94**

# JUPITER 3002

Flush valve for urinals

Exposed electronic flush valve for urinal operated by IR sensor. Includes a manual override flush activator button, integral flow regulator, in line filter, high pressure vacuum breaker and adjustable tail piece. Flushing duration and other settings are adjustable by remote control.

**Advantages:**

- Drastically reduces water consumption
- No physical contact. Helps to protect users against cross contamination.
- 100% brass chrome plated body
- Sensor settings adjustable by remote control
- Easy installation

**Hygiene Flush:** To maximize hygiene, this product is equipped with a 24 hour duty flush. The flush takes place after 24 hours of non-use. Prevents the trap seal from drying out, possible freezing of pipes and potential bacteria in standing water. This function can be disabled using the remote control.



PICTURE	PRODUCT NAME	MODEL FEATURES	POWER SUPPLY	CODE NUMBER	DRAWING
	JUPITER M 0.5 GPF		Internal 9V battery	140112	
	JUPITER ME 0.5 GPF	Side inlet. Manual override flush activator button.	9V Transformer	140516	



# VENUS 3002

Flush valve for toilets

Exposed electronic flush valve for toilet operated by IR sensor. Includes a manual override flush activator button, integral flow regulator, in line filter, high pressure vacuum breaker and adjustable tail piece. Flushing duration and other settings are adjustable by remote control.

**Advantages:**

- Drastically reduces water consumption
- No physical contact. Helps to protect users against cross contamination
- 100 % brass chrome plated body
- Sensor settings adjustable by remote control
- Easy installation

**Hygiene Flush:** To maximize hygiene, this product is equipped with a 24 hour duty flush. The flush takes place after 24 hours of non-use. Prevents the trap seal from drying out, possible freezing of pipes and potential bacteria in standing water. This function can be disabled using the remote control.



PICTURE	PRODUCT NAME	MODEL FEATURES	POWER SUPPLY	CODE NUMBER	DRAWING
	VENUS 1.28 GPF	Side inlet.	Internal 9V battery	420242	
	VENUS E 1.28 GPF		9V Transformer	420232	
	VENUS 3002 R	Side inlet. Manual override flush activator button Allows automatic activation when the users have left the toilet.	Internal 9V battery	420241	
	VENUS 3002 RE		9V Transformer	420265	
	VENUS 3003R PE	Designated for high security locations. Operated by remote activation Piezo button located in the inmate's cell, while the flush valve body is concealed in the service area. Each activation gives a pre-set run cycle.  Allows activation of the toilet once the user touches the designated area in the Piezo button.	9V Transformer	420280	

# NOBLE 3032 SERIES

Concealed electronic flush valve for toilet operated by IR sensor. Features a dual flush IR system.

Includes models with a Piezo override flush activator switch giving the user the possibility of alternative manual touch activation.

Flushing duration and other settings are adjustable by remote control.

**Advantages:**

- Drastically reduces water consumption
- No physical contact. Helps to protect users against cross contamination
- Sensor settings adjustable by remote control
- Easy installation and maintenance. Full access to components by removing the panel
- Matching flush valve for urinals available



**Hygiene Flush:** To maximize hygiene, this product is equipped with a 24 hour duty flush. The flush takes place after 24 hours of non-use. Prevents the trap seal from drying out, possible freezing of pipes and potential bacteria in standing water. This function can be disabled using the remote control.



ELECTRONIC FLUSH VALVE WITH A MANUAL OVERRIDE FLUSH BUTTON					
PICTURE	PRODUCT NAME	MODEL FEATURES	POWER SUPPLY	CODE NUMBER	DRAWING
	<b>NOBLE 3032 P</b>	Piezo override push button anti-block feature. Dual flush. Water will flush after the user moves away from the toilet. If the user spends less than one minute in front of the sensor a half flush (3 liters) will take place. For more than one minute in front of the sensor a full flush (4.5 liters) will take place.	6 x 1.5V Batteries	460720	
	<b>NOBLE 3032 PE</b>	Iron frame available.	9V Transformer	460730	
	<b>NOBLE 3032</b>	Manual override push button anti-block feature. Dual flush. Water will flush after the user moves away from the toilet. If the user spends less than one minute in front of the sensor a half flush (3 liters) will take place. For more than one minute in front of the sensor a full flush (4.5 liters) will take place.	6 x 1.5V Batteries	460700	
	<b>NOBLE 3032 E</b>	Iron frame available.	9V Transformer	460710	

# NARA 3002 SERIES

Concealed electronic flush valve for toilet operated by IR sensor. Features a dual flush IR system.

Includes models with a Piezo override flush activator switch giving the user the possibility of alternative manual touch activation.

Flushing duration and other settings are adjustable by remote control.

**Advantages:**

- Drastically reduces water consumption
- No physical contact. Helps to protect users against cross contamination
- Sensor settings adjustable by remote control
- Easy installation and maintenance. Full access to components by removing the panel
- Matching flush valve for urinals available



**Hygiene Flush:** To maximize hygiene, this product is equipped with a 24 hour duty flush. The flush takes place after 24 hours of non-use. Prevents the trap seal from drying out, possible freezing of pipes and potential bacteria in standing water. This function can be disabled using the remote control.



ELECTRONIC FLUSH VALVE WITH A MANUAL OVERRIDE FLUSH BUTTON					
PICTURE	PRODUCT NAME	MODEL FEATURES	POWER SUPPLY	CODE NUMBER	DRAWING
	NARA 3002	Manual override push button anti-block feature.	9V Battery	160810	
	NARA 3002 E	Dual flush. Water will flush after the user moves away from the toilet. If the user spends less than one minute in front of the sensor a half flush (3 liters) will take place. For more than one minute in front of the sensor a full flush (4,5 liters) will take place. Iron frame available.	9V Transformer	160820	
	NARA 3002 P	Piezo override push button anti-block feature.	9V Battery	160830	
	NARA 3002 PE	Dual flush. Water will flush after the user moves away from the toilet. If the user spends less than one minute in front of the sensor a half flush (3 liters) will take place. For more than one minute in front of the sensor a full flush (4,5 liters) will take place. Iron frame available.	9V Transformer	160840	

# ACCESSORIES

---

# 95-104



REMOTE CONTROLS **97-98**



SOAP DISPENSERS **98**  
REMOTE CONTROLS



MIXING VALVES **99**



TRANSFORMERS **100**




POWER SPLITTERS **101**




CABLE EXTENSIONS **101**



JUNCTION BOXES **102**



BATTERY BOXES **102**



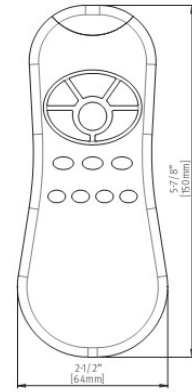
COVER PLATES **103-104**

# REMOTE CONTROL

Allows easy maintenance of extensive installations requiring custom settings.

The remote control allows adjustment of sensor features for all Stern electronic products, while some functions require a compatible product model:

- Sensor range
- Entrance to the self adjustment mode
- Security time
- Short flow time
- Flow time
- Delay in
- Delay out
- 24 hour hygiene flush
- Temporary off
- Reset

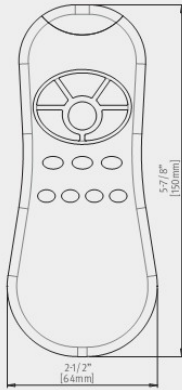


07100005

# SOAP & WATER REMOTE CONTROL

Code Number: 07100014

In addition to the possibility to change settings at liquid or foam soap dispensers, this remote control allows to change settings at Stern matching touch free faucets. The following functions and settings can be changed:



# LIQUID SOAP DISPENSERS REMOTE CONTROL

**Adjustable settings:**

- Soap dosage
- Soap tank refill
- Temporary shutoff function
- Reset to factory settings

PICTURE	CODE NUMBER	DRAWING
	07100008	

# FOAM SOAP DISPENSERS REMOTE CONTROL

**Adjustable settings:**

- Soap dosage
- Soap tank refill
- Air quantity
- Reset to factory settings
- Temporary shutoff function

PICTURE	CODE NUMBER	DRAWING
	07100009	


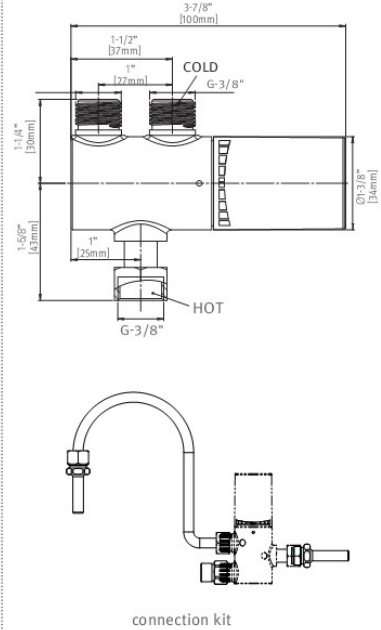
# UNDERBASIN TMV

## THERMOSTATIC MIXING VALVE

**Advantages:**

- Easy installation, connects directly to angle valves under the basin
- Thermostatic control for optimum temperature control
- Can connect up to 4 faucets simultaneously
- Includes hot water stop function to prevent scalding
- Built-in filters to prevent dirt entering the system.
- Back check valves prevent hot water entering cold water inlet.



PICTURE	PRODUCT NAME	MODEL FEATURES	CODE NUMBER	DRAWING
	<p><b>UNDERBASIN TMV</b></p>	<p><b>G 3/8" inlet</b> For use with Stern products</p>	<p><b>07200069</b> with connection kit 1 unit</p>	



## PLUG IN TRANSFORMERS FOR FAUCETS, URINALS, TOILETS AND SHOWERS


Transformers with 5 meter cable male/female waterproof connector (CE, RoHS, UL).





TECHNICAL CHARACTERISTICS	
INPUT VOLTAGE	100 - 240V
OUTPUT VOLTAGE	9V
FREQUENCY	50 - 60 HZ
OUTPUT CURRENT	500 MA

PICTURE	PRODUCT NAME	CONNECTOR	CODE NUMBER
	SWITCHING TRANSFORMER US PLUG	MALE 	06522115
		FEMALE 	06522116

## IP68 SWITCHING TRANSFORMERS FOR FAUCETS, URINALS, TOILETS AND SHOWERS

IP68 Switching transformer for wet areas with 5m cable and male/female waterproof connector (CE,RoHS,CB).





PRODUCT NAME	CONNECTOR	INPUT VOLTAGE	OUTPUT VOLTAGE	FREQUENCY	OUTPUT CURRENT	CODE NUMBER
IP68 SWITCHING NO PLUG	MALE 	110-240V	9V	50/60 HZ	300 MA	06522125
	FEMALE 					06522126
IP68 SWITCHING US PLUG	MALE 	110-240V	9V	50/60 HZ	300 MA	06522099
	FEMALE 					06522100

## IP68 ENCAPSULATED SWITCHING TRANSFORMER FOR FOR MULTIPLE PRODUCTS INSTALLATION


IP68 Encapsulated switching transformer with 5 meter cable and male/female waterproof connector (CE, RoHS,UL). Suitable for multiple products installation with electrical connection when combined with the appropriate power splitter.



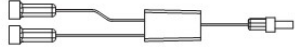







PRODUCT NAME	CONNECTOR	INPUT VOLTAGE	OUTPUT VOLTAGE	FREQUENCY	OUTPUT CURRENT	CODE NUMBER
IP68 ENCAPSULATED SWITCHING TRANSFORMER US PLUG FOR CISTERNS	MALE 	110-240V	12V	50/60 HZ	2.5 A	06522065
	FEMALE 					06522070

## TRANSFORMERS FOR SOAP DISPENSERS








12V switching adaptor with 5 meter cable and male waterproof connector.

PICTURE	PRODUCT NAME	INPUT VOLTAGE	OUTPUT VOLTAGE	FREQUENCY	OUTPUT CURRENT	CODE NUMBER
	12V TRANSFORMER - US PLUG	110-240V	12V	50/60 HZ	500 MA	06522117


## POWER SPLITTERS



DRAWING	PRODUCT NAME	MODEL FEATURES	CODE NUMBER
	POWER SPLITTER 2 WAYS F-M2	Cable length to product: 100 mm Cable length to power supply: 100 mm	06001001
	POWER SPLITTER 2 WAYS M-F2	Cable length to product: 100 mm Cable length to power supply: 100 mm	06001004
	POWER SPLITTER 3 WAYS F-M3	Cable length to product: 100 mm Cable length to power supply: 100 mm	06001002
	POWER SPLITTER 2 WAYS M-F3	Cable length to product: 100 mm Cable length to power supply: 100 mm	06001005
	POWER SPLITTER SOAP & WATER 2 WAYS F-M/F	To be used with 12V transformer. For connection of one soap dispenser and one faucet. Cable length to product: 100 mm. Cable length to power supply: 100 mm	06001025
	POWER SPLITTER SOAP 2 WAYS F-M2	To be used with 12V, 2.5 A transformer. For multiple connection of 2 soap dispensers. Cable length to product: 500 mm Cable length to power supply: 100 mm	06001026
	POWER SPLITTER SOAP 3 WAYS F-M3	To be used with 12V, 2.5 A transformer. For multiple connection of 3 soap dispensers. Cable length to product: 1X500 mm, 2X1500 mm. Cable length to power supply: 100 mm	06001027
	POWER SPLITTER SOAP 4 WAYS F-M4	To be used with 12V, 2.5 A transformer. For multiple connection of 4 soap dispensers. Cable length to product: 2X500 mm, 2X1500 mm. Cable length to power supply: 100 mm	06001028

## CABLE EXTENSION



DRAWING	PRODUCT NAME	CODE NUMBER
	CABLE EXTENSION 100 MM MALE/FEMALE	06000064
	CABLE EXTENSION 100 MM MALE/MALE	06009018
	CABLE EXTENSION 100 MM FEMALE/FEMALE	06009022
	CABLE EXTENSION 100 MM MALE/OPEN	06000004
	CABLE EXTENSION 100 MM FEMALE/OPEN	06000003
	CABLE EXTENSION 100 MM MALE/BATTERY	06000029
	CABLE EXTENSION 100 MM FEMALE/BATTERY	06000050

## JUNCTION BOXES

DRAWING	PRODUCT NAME	MODEL FEATURES	INPUT VOLTAGE	OUTPUT VOLTAGE	FREQUENCY	OUTPUT CURRENT	CODE NUMBER
	JUNCTION BOX WITH TRANSFORMER FOR FAUCETS, URINALS, TOILETS AND SHOWERS	Connection point of up to 10 products together. Includes a 12VDC 2 Amp power supply transformer	115-230V	12V	60 HZ	2.1 A	06530013
	JUNCTION BOX WITH TRANSFORMER FOR SOAP DISPENSERS	Connection point of up to 10 Soap Dispensers or 10 ring illuminated products. Includes a 12VDC 4.2 Amp power supply transformer.	115-230V	12V	60 HZ	4.2 A	06530062

CABLES FOR JUNCTION BOX			
DRAWING	PRODUCT NAME	MODEL FEATURES	CODE NUMBER
	OUTPUT CABLE FOR JUNCTION BOX	3 meters male connector	06000084
	OUTPUT CABLE FOR JUNCTION BOX	3 meters female connector	06000086

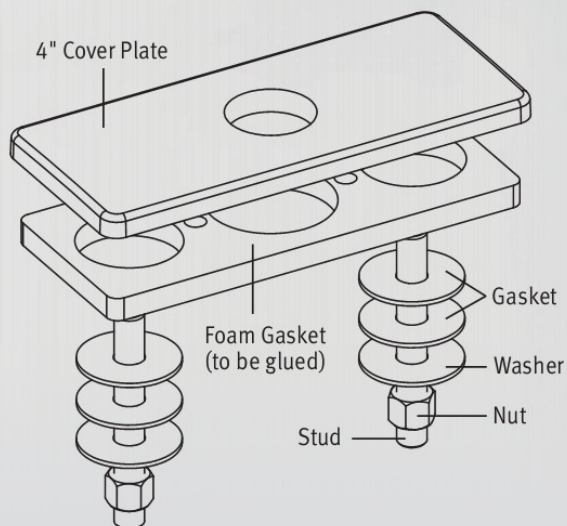
## BATTERY BOXES


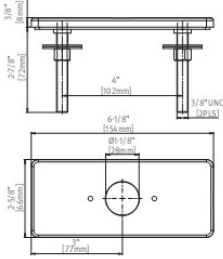
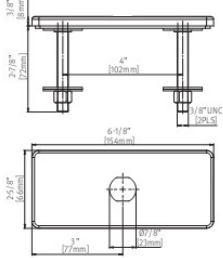
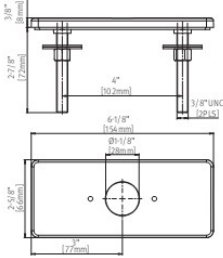
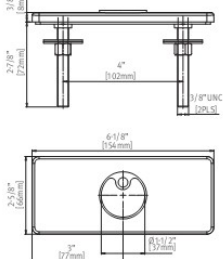
PICTURE	PRODUCT NAME	REQUIRED BATTERIES	CONNECTOR	CODE NUMBER
	IP67 BLACK BATTERY BOX	6x1.5V AA batteries (Not supplied)	Male waterproof connector	06530096
			Female waterproof connector	06530091
	BATTERY BOX FOR FOR SOAP OR HAND SANITIZER DISPENSERS	6XD batteries (Not supplied)	Male waterproof connector	06530041

# COVER PLATE KIT

Offers a solution for deck mounted faucets to cover unused mounting holes.  
28 mm / 4" deck plate kit.

- One hole cover plate, for single hole mount faucets.
- Covers 28 mm diameter / 4" mounting holes.
- Complete kit with gasket and screw.



PICTURE	PRODUCT NAME	CODE NUMBER	DRAWING
	<p>COVER PLATE 4" ANTI-ROTATION KIT FOR CLASSIC CS</p>	<p>07270290</p>	
	<p>COVER PLATE 4" ANTI-ROTATION KIT FOR CSABA</p>	<p>07270288</p>	
	<p>COVER PLATE 4" ANTI-ROTATION KIT FOR EASY 1000</p>	<p>07275005</p>	
	<p>COVER PLATE 4" ANTI-ROTATION KIT FOR TRENDY/EXTREME</p>	<p>07270291</p>	

# INDEX

---

105-109

# ALPHABETIC INDEX

PRODUCT	PN	PAGE		
12V transformer - USA	06522117	100	Condor E	210200 23
Apollo ALB	340600	41	Cool B	280115 30
Apollo ALE	340700	41	Cool BRE	280100 30
Apollo Free	340100	42	Cool E	280110 30
Apollo Medical B LF	314535	43	Cool GB	280125 30
Apollo Medical E LF	314545	43	Cool GBRE	280120 30
Apollo Medical FB LF	314505	43	Cool GE	280130 30
Apollo Medical FE LF	314515	43	Cool TFB	280150 29
Battery box for soap dispensers	06530041	102	Cool TFE	280140 29
Below deck Multifeed kit	07220096	79	Cool TF GB	TBA 29
Below deck Multifeed kit with lockable cabinet	07220096CB	79	Cool TF GE	TBA 29
BTM soap dispenser B	280210	87	Cover Plate	- 104
BTM soap dispenser E	280200	87	Csaba B	233000 14
BTM Foam E	280250	87	Csaba E	233010 14
BTM Faucet E	280300	88	Csaba Foam E	233120 51
BTM Faucet B	280310	88	Csaba Soap Dispenser B	233110 51
BTM Paper towel holder	03300018	88	Csaba Soap Dispenser E	233100 51
Cable extension 100 mm female/battery	06000050	101	Csaba Soap Dispenser E with level indicator	233105 53
Cable extension 100 mm female/female	06009022	101	Csaba SD 1.6 E	233102 52
Cable extension 100 mm female/open	06000003	101	D28 B	352000 34
Cable extension 100 mm male/battery	06000029	101	D28 B AISI316	352130 34
Cable extension 100 mm male/female	06000064	101	D28 DP Soap&Water KE	500100 45
Cable extension 100 mm male/open	06000004	101	D28 DPB	352300 34
Cable extension 100 mm male/male	06009018	101	D28 DPB AISI316	352301 34
Classic 1000 AB1953	292020	26	D28 DPE	352400 34
Classic 1000 B AB1953	292120	26	D28 DPE AISI316	352401 34
Classic 1000 E AB1953	292230	26	D28 E	352100 34
Classic CS B	293100	26	D28 E AISI316	352120 34
Classic CS E	293200	26	Dolphin 1000 FB	270320 28
Classic Foam E	292300	67	Dolphin 1000 FE	270330 28
Classic Soap Dispenser B	292400	67	Dolphin FB	270170 28
Classic Soap Dispenser E	292410	67	Dolphin FE	270180 28
Classic SD 1.6 E	292416	68	Dolphin GB	270120 28
Condor	210000	23	Dolphin GE	270220 28
Condor 1010	210100	23	Easy 1000 VB	246050 27
Condor 1010 E	210300	23	Easy 1000 VE	246060 27
			Elite SD 1.6 E	236216 62

# ALPHABETIC INDEX

Elite SD 1.6 E AISI316	236126	62	Extreme Plus E	237350	19
Elite foam E	236120	60	Extreme LFB	237820	17
Elite foam E AISI316	236122	60	Extreme LFB AISI316	237821	17
Elite foam E	236120	60	Extreme LFE	237810	17
Elite foam E AISI316	236120	60	Extreme LFE AISI316	237811	17
Elite SD Plus B AISI316	236109	61	Extreme SD 1.6 E	237916	58
Elite SD Plus E AISI316	236104	61	Extreme soap dispenser B	237920	57
Elite soap dispenser B AISI316	236113	60	Extreme soap dispenser E	237900	57
Elite soap dispenser E AISI316	236103	60	Extreme soap dispenser E with level indicator	237917	59
Elite soap dispenser E with level indicator	236131	63	Extreme soap dispenser plus B	237922	57
Elite soap dispenser plus B	236107	61	Extreme soap dispenser plus E	237905	57
Elite soap dispenser plus E	236105	61	Foam soap dispensers remote control	07100009	98
Elite soap dispenser plus E AISI316	236104	61	Foot washfree	113730	47
Ever HD	230510	83	Foot Washfree 3000	113720	47
Extreme 1000 Plus B	237150	19	Green AB1953	225901	22
Extreme 1000 Plus E	237050	19	Green 1000 AB1953	225801	22
Extreme 1000B	237100	18	Green 1000 B AB1953	225871	22
Extreme 1000 BRE	237005	19	Green 1000 BRE AB1953	225891	22
Extreme 1000E	237000	18	Green 1000 E AB1953	225821	22
Extreme 1000 LFB	237102	17	Green 28 foam E	352920	66
Extreme 1000 LFE	237003	17	Green 28 soap dispenser B	352900	66
Extreme 1000 LFB AISI316	237103	17	Green 28 soap dispenser E	352910	66
Extreme 1000 LFE AISI316	237004	17	Green 28 SD 1.6 E	352916	66
Extreme B	237200	18	Green B AB 1953	225951	22
Extreme BRE	237305	19	Green BRE AB1953	225921	22
Extreme CS DPB	237802	38	Green E AB 1953	225941	22
Extreme CS DPB AISI316	237802-316	38	IP67 Black battery box female connector (without batteries)	06530091	102
Extreme CS DPE	237803	38	IP67 Black battery box male connector (without batteries)	06530096	102
Extreme CS DPE AISI316	237803 -316	38	IP68 Switching transformer US male connector	06522099	100
Extreme CS soap dispenser B	237891	69	IP68 Switching transformer US female connector	06522100	100
Extreme CS soap dispenser B AISI316	237891-316	70	IP68 Switching transformer US male no plug	06522125	100
Extreme CS soap dispenser E	237890	69	IP68 Switching transformer US female no plug	06522126	100
Extreme CS soap dispenser E AISI316	237890-316	70	Junction box with transformer for faucets, urinals, toilets and showers	06530013	102
Extreme E	237300	18	Junction box with transformer for soap dispensers	06530062	102
Extreme HLB LF	237340	19	Jupiter M 0.5 GPF	140112	91
Extreme HLE LF	237341	19	Jupiter ME 0.5 GPF	140516	91
Extreme Plus B	237250	19	Lotus soap dispenser B	230800	64



# ALPHABETIC INDEX

Lotus soap dispenser E	230810	64	Noble 3032 P	460720	93
Lotus SD 1.6 E	230820	64	Noble 3032 PE	460730	93
Malmo	225865	35	Noble 3032	460700	93
Malmo 1000	225860	35	Noble 3032 E	460710	93
Malmo 1000 DP Soap&Water KE	500350	46	Output cable for junction box	06000084	102
MF Behind mirror SD	07292223	87	Output cable for junction box	06000086	102
MF BTM Foam	07292270	87	Power splitter 2 ways F-M2	06001001	101
MF Classic Foam Dispenser	07292207	68	Power splitter 2 ways M-F2	06001004	101
MF Classic soap Dispenser	07292177	68	Power splitter 2 ways M-F3	06001005	101
MF Csaba soap Dispenser	07292288	52	Power splitter 3 ways F-M3	06001002	101
MF Elite Foam Dispenser	07292205	62	Power splitter soap & water 2 ways F-M2	06001025	101
MF Elite Foam Dispenser AISI316	07292240	62	Power splitter soap 2 ways F-M2	06001026	101
MF Elite Soap Dispenser	07292077	62	Power splitter soap 3 ways F-M3	06001027	101
MF Elite Soap Dispenser AISI316	07292239	62	Power splitter soap 4 ways F-M4	06001028	101
MF Elite SD Plus	07292093	62	Quadrat 2030 B AB1953	351315	40
MF Elite SD Plus AISI316	07292241	62	Quadrat 2030 E AB1953	351415	40
MF Extreme Plus Soap Dispenser	07292095	58	Quadrat 2030 LB AB1953	351325	40
MF Extreme Soap Dispenser	07292056	58	Quadrat 2030 LE AB1953	351425	40
MF Green 28 Foam Dispenser	07292206	66	Quadrat 2030 SD 1.6 E	351316	76
MF Green 28 Soap Dispenser	07292155	66	Quadrat B AB1953	351110	40
MF Lotus Soap Dispenser	07292329	64	Quadrat E AB1953	351210	40
MF Quadrat 2030 Soap Dispenser	07292094	76	Quadrat DP Soap&Water KE	500400	46
MF Quadrat Soap Dispenser	07292078	76	Quadrat LB AB1953	351115	40
MF Trendy Foam Dispenser	07292183	55	Quadrat LE AB1953	351215	40
MF Trendy Plus Soap Dispenser	07292099	55	Quadrat SD 1.6 E	351916	76
MF Trendy Soap Dispenser	07292073	55	Quadrat soap dispenser 2030 B	351920	75
MF Tubular Soap Dispenser 2030	07292081	72	Quadrat soap dispenser 2030 E	351930	75
MF Tubular Foam Dispenser	07292186	72	Quadrat soap dispenser B	351910	75
MF Tubular Soap Dispenser	07292076	72	Quadrat SD E	351900	75
MF Tubular Foam Dispenser AISI316	07292231	74	Remote Control	07100005	97
MF Tubular Soap Dispenser AISI316	07292221	74	Remote control for foam soap dispensers	07100009	98
MF Tubular 2030 Soap Dispenser AISI316	07292222	74	Remote control for liquid soap dispenser	07100008	98
Multifeed kit	07220096	77	Remote control for soap & water	07100014	98
Nara 3002	160810	94	SWAR Module	280460-US	85
Nara 3002 E	160820	94	SWAR P	280470-US	85
Nara 3002 P	160830	94	SWAR PA	280462-US	85
Nara 3002 PE	160840	94	SWA HI-SPEED Module	280410-US	86

# ALPHABETIC INDEX

Swan 1000 AB1953	252210	24	Tubular 1000 B Box AB1953	350905	37
Swan 1000 B AB1953	252310	24	Tubular 1000 E AB1953	350855	37
Swan 1000 E AB1953	252420	24	Tubular 1000 E Box AB1953	350955	37
Swan 1010 AB1953	250220	24	Tubular 2030 B	350300	37
Swan 1010 B AB1953	250310	24	Tubular 2030 E	350400	37
Swan 1010 E AB1953	250420	24	Tubular B	350200	36
Switching transformer US female connector	06522116	100	Tubular B AISI316	350208	36
Switching transformer US male connector	06522115	100	Tubular DP Soap&Water KE	500200	45
Top Filling Multifeed Kit	07220090	79	Tubular DP Trio KE	500120	45
Top Filling Multifeed Kit with lockable cabinet	07220090CB	79	Tubular E	350100	36
Top Filling Multifeed Kit with Soap Level Indicator	07220152	78	Tubular E AISI316	350109	36
Top Filling Multifeed Kit with Soap Level Indicator with lockable cabinet	07220152CB	78	Tubular foam E	350980	72
Touch Free Hand Sanitizer Stand	281000	4	Tubular foam E AISI316	350982	74
Touch Free Hand Sanitizer Pillar	281100	6	Tubular HD	350030	84
Touch Free wall mounted Hand Sanitizer Station	233200	8	Tubular HD AISI316	350040	84
Touch Free Hand Sanitizer Stand - FUN	281200	10	Tubular DP HD	350020	84
Trendy 1000 BRE	239305	16	Tubular DP HD AISI316	350010	84
Trendy 1000 Plus B AB1953	239251	16	Tubular SD 1.6 E	350116	72
Trendy 1000 Plus E AB1953	239351	16	Tubular SD 1.6 E AISI316	350932	74
Trendy 1000 LB AB1953	239601	16	Tubular 2030 SD 1.6 E	350816	72
Trendy 1000 LE AB1953	239701	16	Tubular 2030 SD 1.6 E AISI316	350916	74
Trendy BRE	239105	16	Tubular soap dispenser 2030 B	350922	71
Trendy Foam E	239930	54	Tubular soap dispenser 2030 E	350927	71
Trendy LB AB1953	239401	16	Tubular soap dispenser B	350920	71
Trendy LE AB1953	239501	16	Tubular soap dispenser E	350925	71
Trendy Plus B AB1953	239051	16	Tubular soap dispenser B AISI316	350919	73
Trendy Plus E AB1953	239151	16	Tubular soap dispenser E AISI316	350924	73
Trendy SD 1.6 E	239916	55	Tubular soap dispenser 2030 B AISI316	350918	73
Trendy soap dispenser B	239910	54	Tubular soap dispenser 2030 E AISI316	350917	73
Trendy soap dispenser E	239900	54	Underbasin TMV	07200069	99
Trendy soap dispenser E with level indicator	239906	56	Venus 1.28 GPF	420242	92
Trendy soap dispenser plus B	239912	55	Venus 3002 R	420241	92
Trendy soap dispenser plus E	239902	55	Venus 3002 RE	420265	92
Tubular 1000 B AB1953	350805	37	Venus 3003R PE	420280	92
			Venus E 1.28 GPF	420232	92



[www.sternfaucets.com](http://www.sternfaucets.com)  
[www.sternfaucets.es](http://www.sternfaucets.es)  
[www.sternfaucets.ru](http://www.sternfaucets.ru)  
[www.sternswitches.com](http://www.sternswitches.com)

12.2020 01500314-B



**STERN ENGINEERING LTD.**

USA:	FACTORY:
777 Passaic Avenue	15 Gan Rave Blvd.
Clifton NJ, 07012	8122214, Yavne, Israel
Tel: 973.773.8011	Tel: +972-8932-6000
Toll Free: 800.436.4410	
sales@sternfaucets.com	info@sternfaucets.com

[www.sternfaucets.us](http://www.sternfaucets.us)  
[www.sternfaucets.com](http://www.sternfaucets.com)  
[www.sternfaucets.es](http://www.sternfaucets.es)

